



Appendix E for BT Test Data

Product Name: myFirst Fone M1

Test Model: KW1602

Environmental Conditions

Temperature:	23.6° C
Relative Humidity:	52.8%
ATM Pressure:	100.0 kPa
Test Engineer:	Paddi Chen
Supervised by:	Nick Peng



Shenzhen LCS Compliance Testing Laboratory Ltd.
Add: Room 101, 201, Building A and Room 301, Building C, Juji Industrial Park,
Yabianxueziwei, Shajing Street, Bao'an District, Shenzhen, Guangdong, China
Tel: +(86) 0755-82591330 | E-mail: webmaster@lcs-cert.com | Web: www.lcs-cert.com
Scan code to check authenticity



E.1 RF Output Power

Condition	Mode	Frequency (MHz)	Max EIRP (dBm)	Limit (dBm)	Verdict
NVNT	1-DH5	2402	5.52	20	Pass
NVNT	1-DH5	2480	5.8	20	Pass
NVNT	2-DH5	2402	4.99	20	Pass
NVNT	2-DH5	2480	5.42	20	Pass
NVNT	3-DH5	2402	5.13	20	Pass
NVNT	3-DH5	2480	5.4	20	Pass

Condition	Mode	Frequency (MHz)	Max EIRP (dBm)	Limit (dBm)	Verdict
NVLT	1-DH5	2402	5.44	20	Pass
NVLT	1-DH5	2480	5.70	20	Pass
NVLT	2-DH5	2402	4.89	20	Pass
NVLT	2-DH5	2480	5.30	20	Pass
NVLT	3-DH5	2402	5.01	20	Pass
NVLT	3-DH5	2480	5.36	20	Pass

Condition	Mode	Frequency (MHz)	Max EIRP (dBm)	Limit (dBm)	Verdict
NVHT	1-DH5	2402	5.31	20	Pass
NVHT	1-DH5	2480	5.61	20	Pass
NVHT	2-DH5	2402	4.80	20	Pass
NVHT	2-DH5	2480	5.21	20	Pass
NVHT	3-DH5	2402	4.91	20	Pass
NVHT	3-DH5	2480	5.20	20	Pass

***Note: 20 bursts had been captured for power measurement.

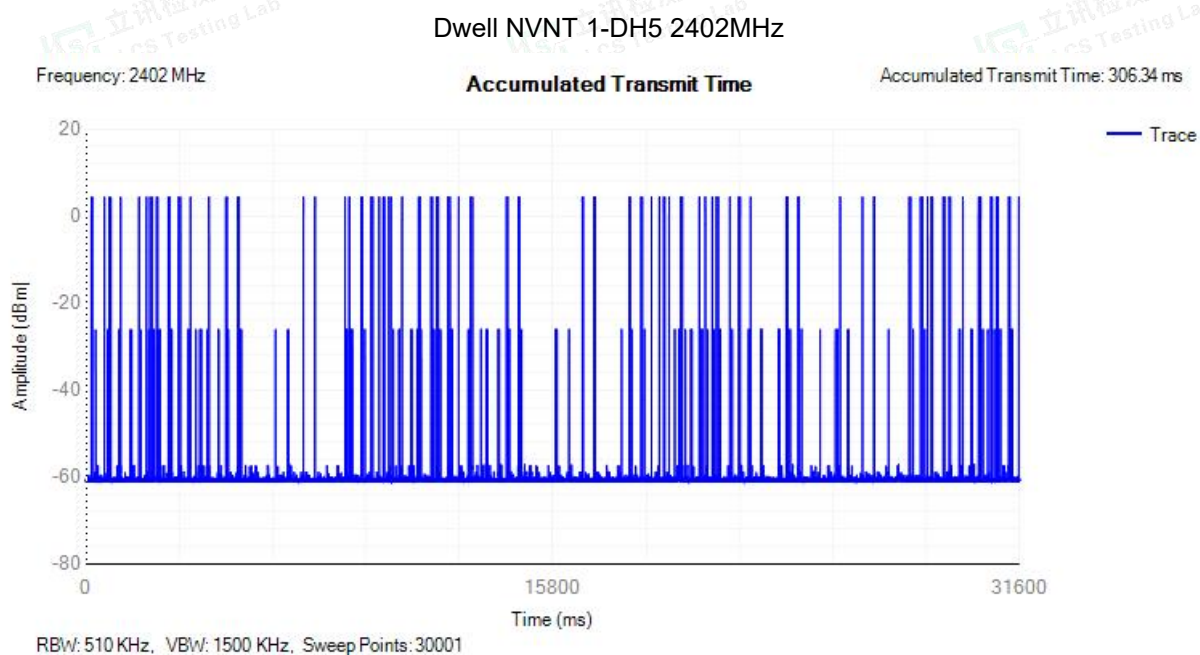


Shenzhen LCS Compliance Testing Laboratory Ltd.
Add: Room 101, 201, Building A and Room 301, Building C, Juji Industrial Park,
Yabianxueziwei, Shajing Street, Bao'an District, Shenzhen, Guangdong, China
Tel: +(86) 0755-82591330 | E-mail: webmaster@lcs-cert.com | Web: www.lcs-cert.com
Scan code to check authenticity



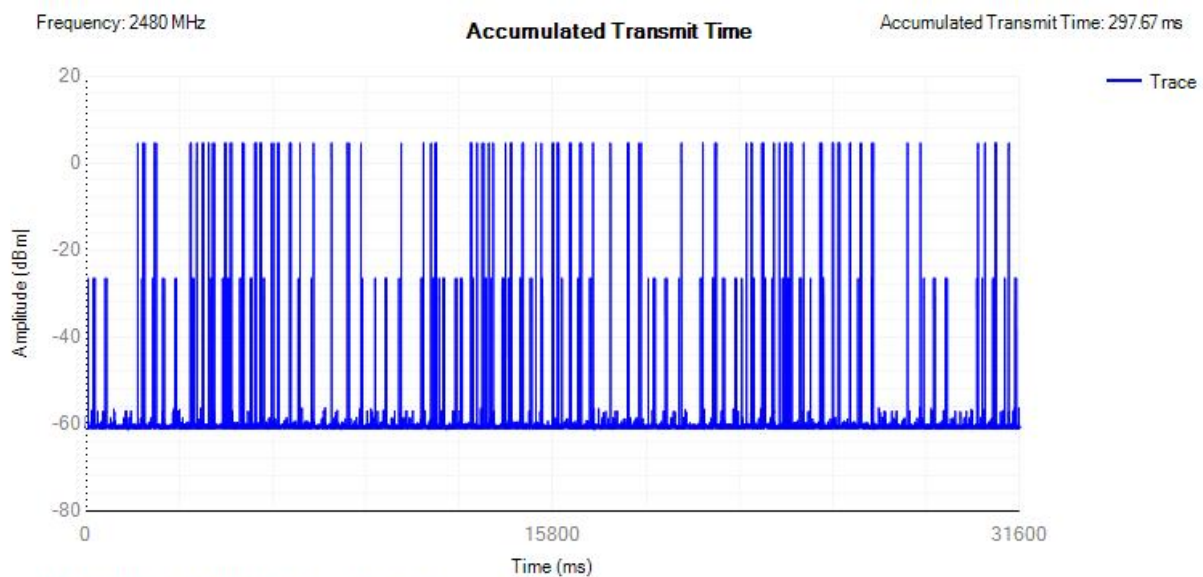
E.2 Accumulated Transmit Time

Condition	Mode	Frequency (MHz)	Accumulated Transmit Time (ms)	Limit (ms)	Sweep Time (ms)	Burst Number	Verdict
NVNT	1-DH5	2402	306.34	400	31600	106	Pass
NVNT	1-DH5	2480	297.67	400	31600	103	Pass
NVNT	2-DH5	2402	604.8	400	31600	210	Fail
NVNT	2-DH5	2480	567.36	400	31600	197	Fail
NVNT	3-DH5	2402	627.84	400	31600	218	Fail
NVNT	3-DH5	2480	679.68	400	31600	236	Fail

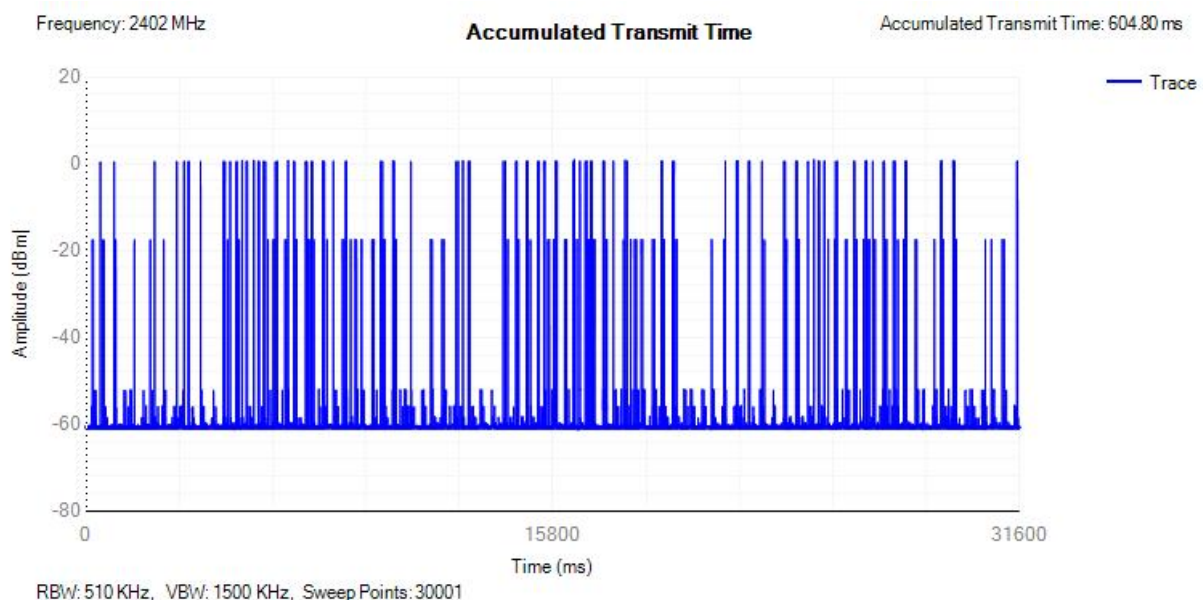




Dwell NVNT 1-DH5 2480MHz

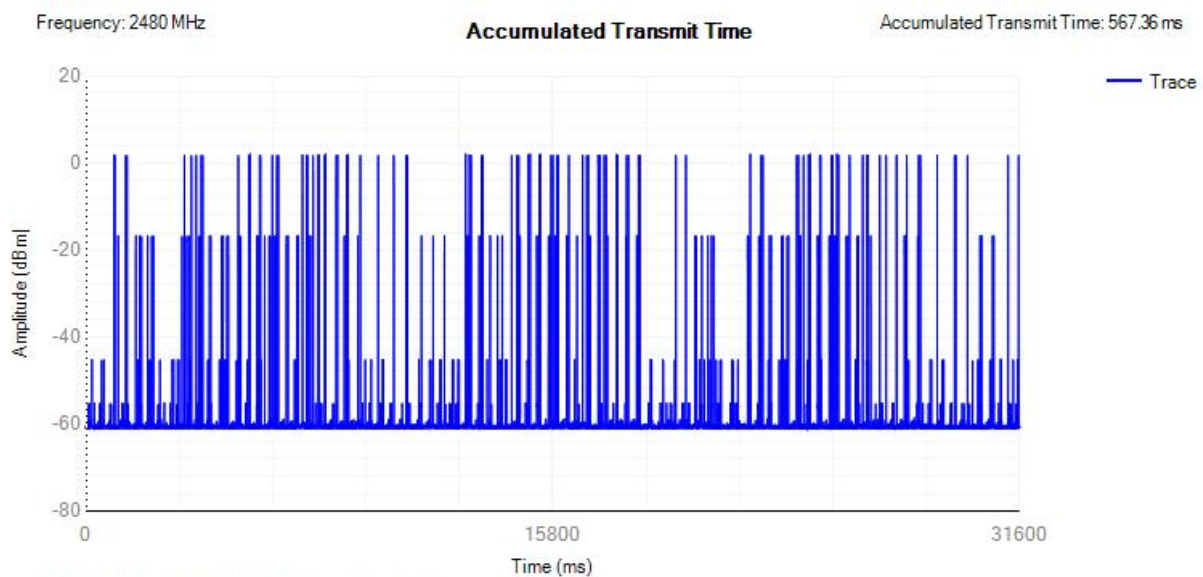


Dwell NVNT 2-DH5 2402MHz

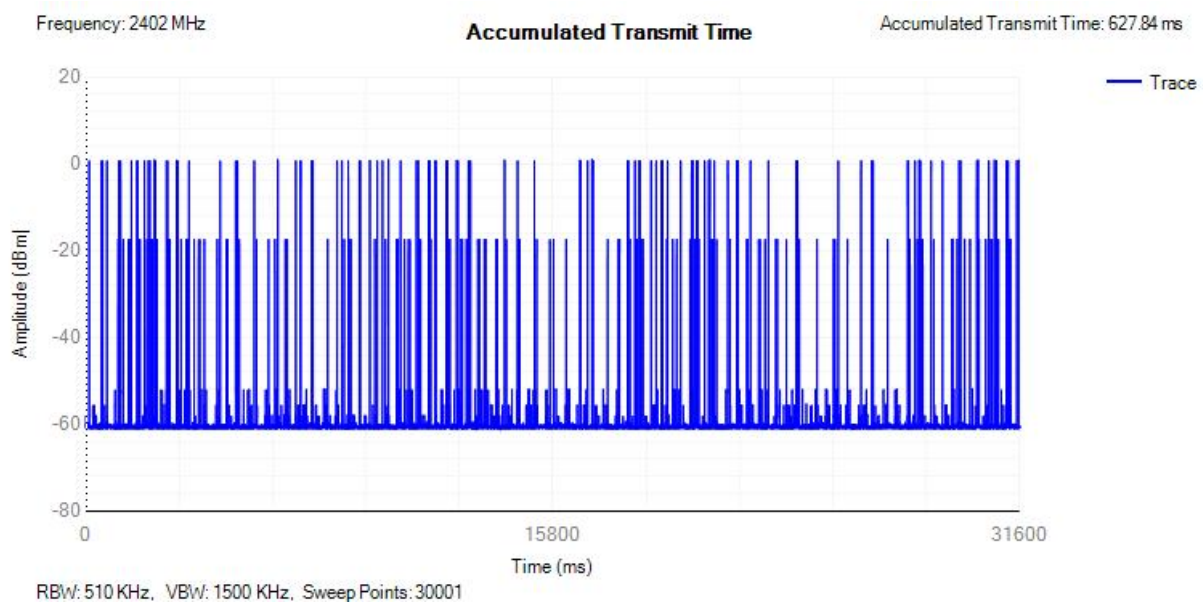




Dwell NVNT 2-DH5 2480MHz

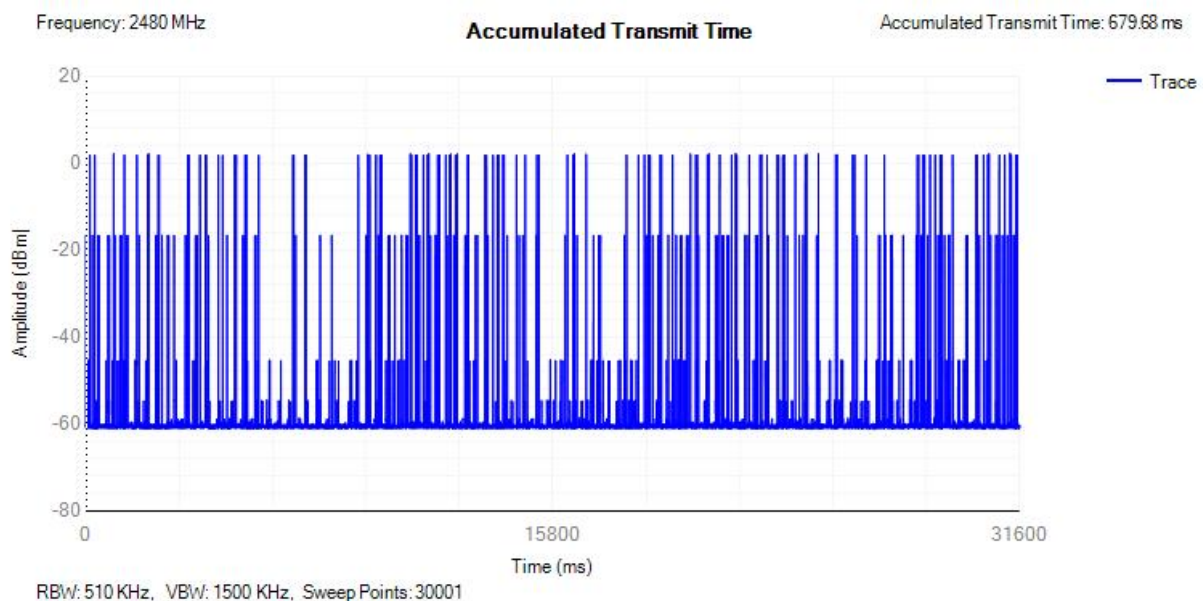


Dwell NVNT 3-DH5 2402MHz





Dwell NVNT 3-DH5 2480MHz

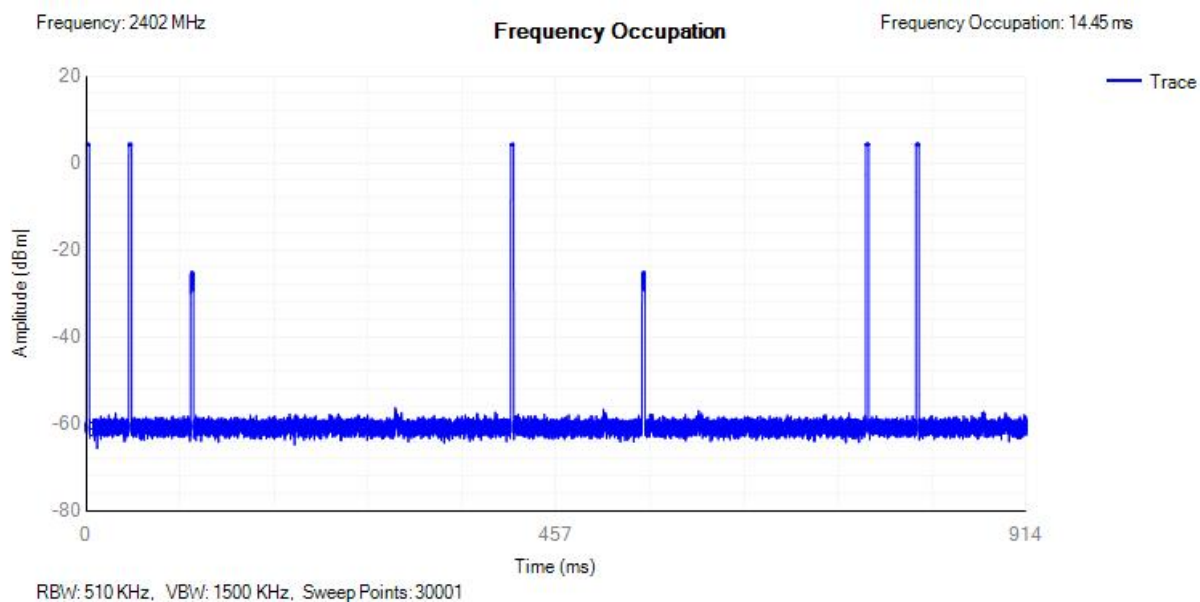




E.3 Frequency Occupation

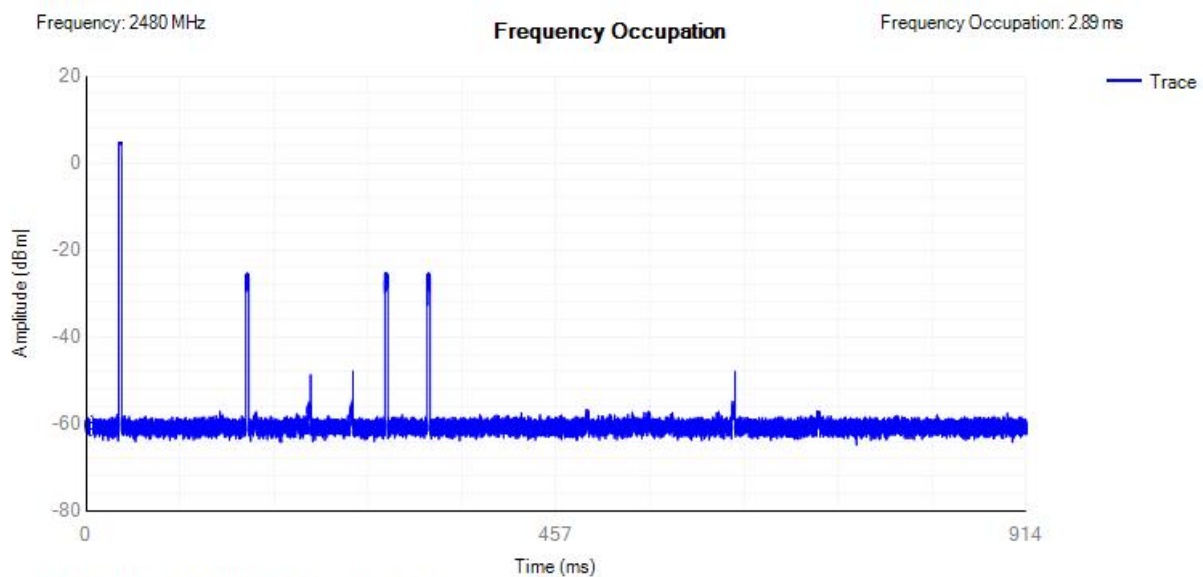
Condition	Mode	Frequency (MHz)	Frequency Occupation (ms)	Limit (ms)	Sweep Time (ms)	Burst Number	Verdict
NVNT	1-DH5	2402	14.45	0	913.24	5	Pass
NVNT	1-DH5	2480	2.89	0	913.24	1	Pass
NVNT	2-DH5	2402	5.76	0	910.08	2	Pass
NVNT	2-DH5	2480	8.64	0	910.08	3	Pass
NVNT	3-DH5	2402	17.28	0	910.08	6	Pass
NVNT	3-DH5	2480	0	0	910.08	0	Pass

Freq. Occup. NVNT 1-DH5 2402MHz

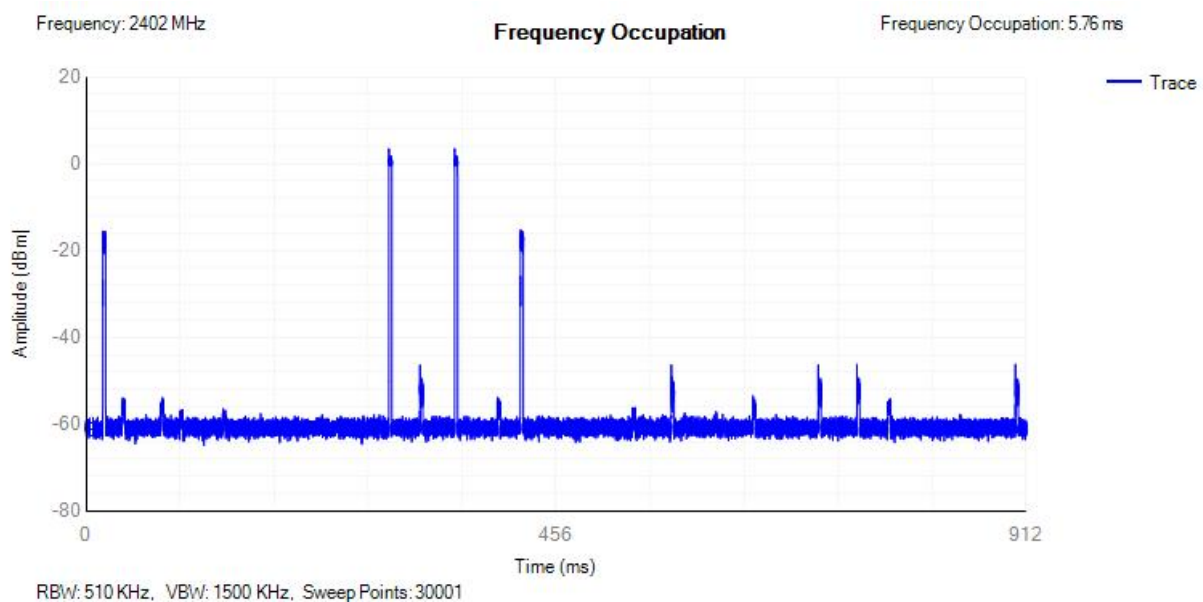




Freq. Occup. NVNT 1-DH5 2480MHz

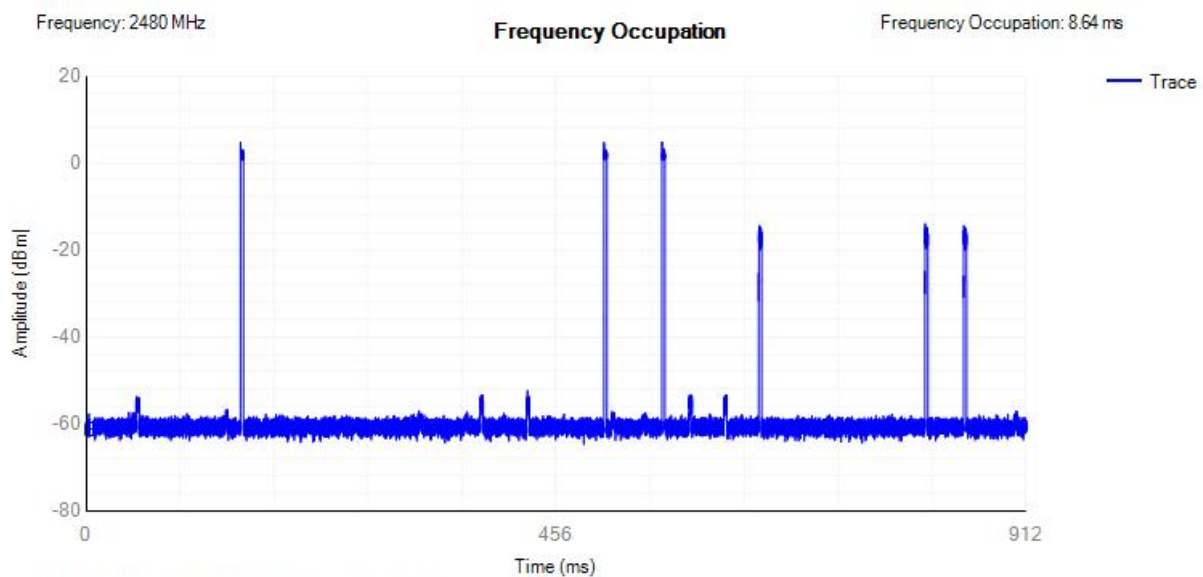


Freq. Occup. NVNT 2-DH5 2402MHz

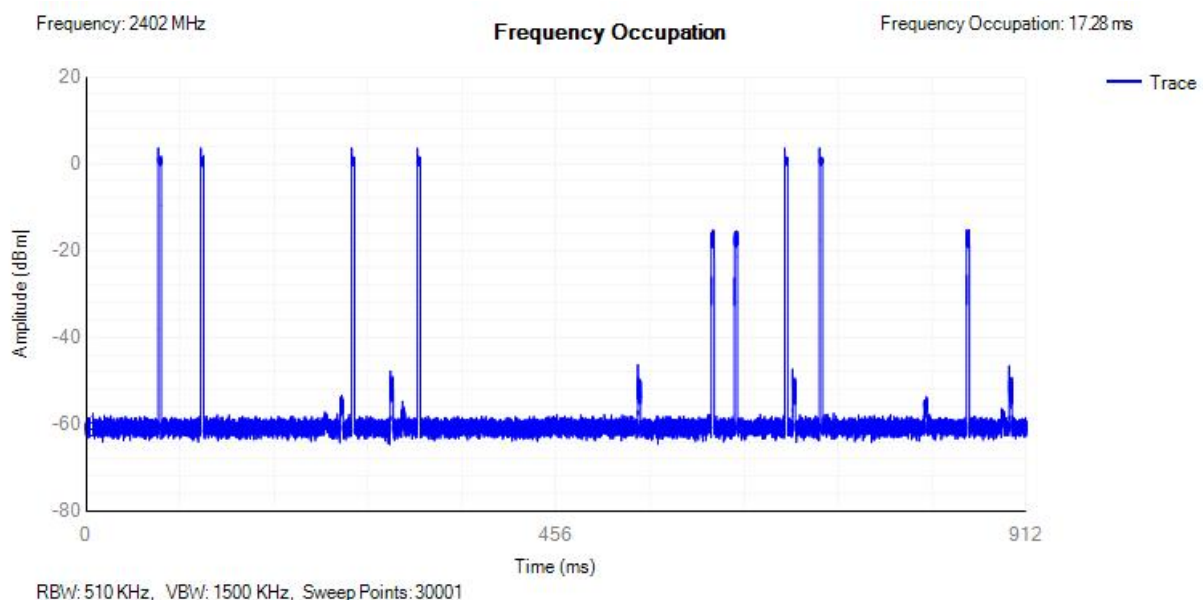




Freq. Occup. NVNT 2-DH5 2480MHz

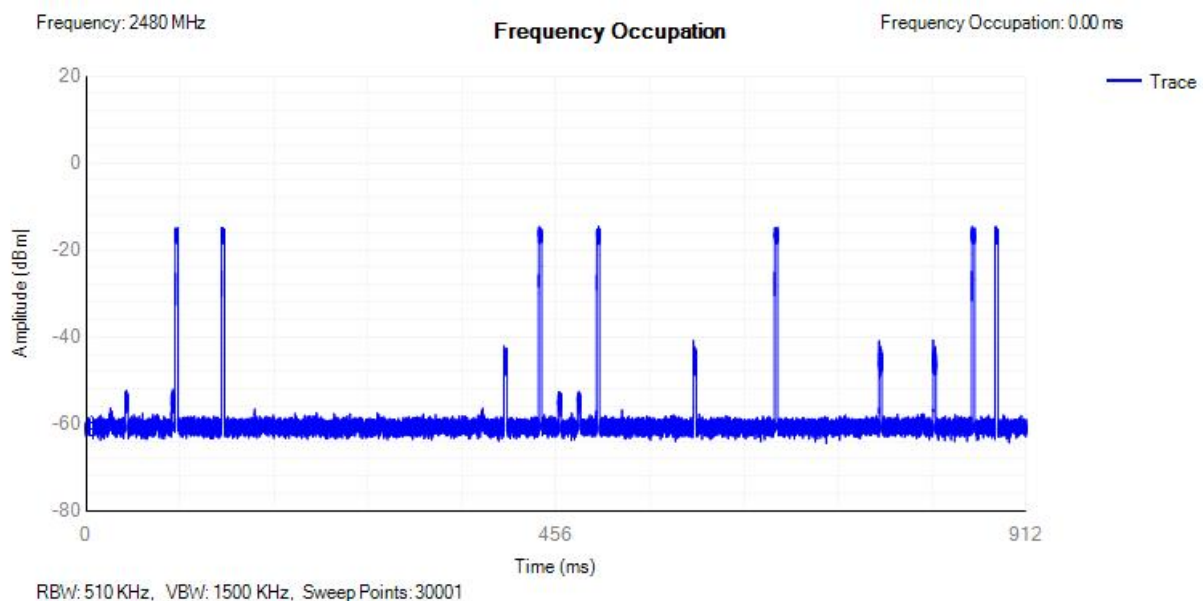


Freq. Occup. NVNT 3-DH5 2402MHz





Freq. Occup. NVNT 3-DH5 2480MHz

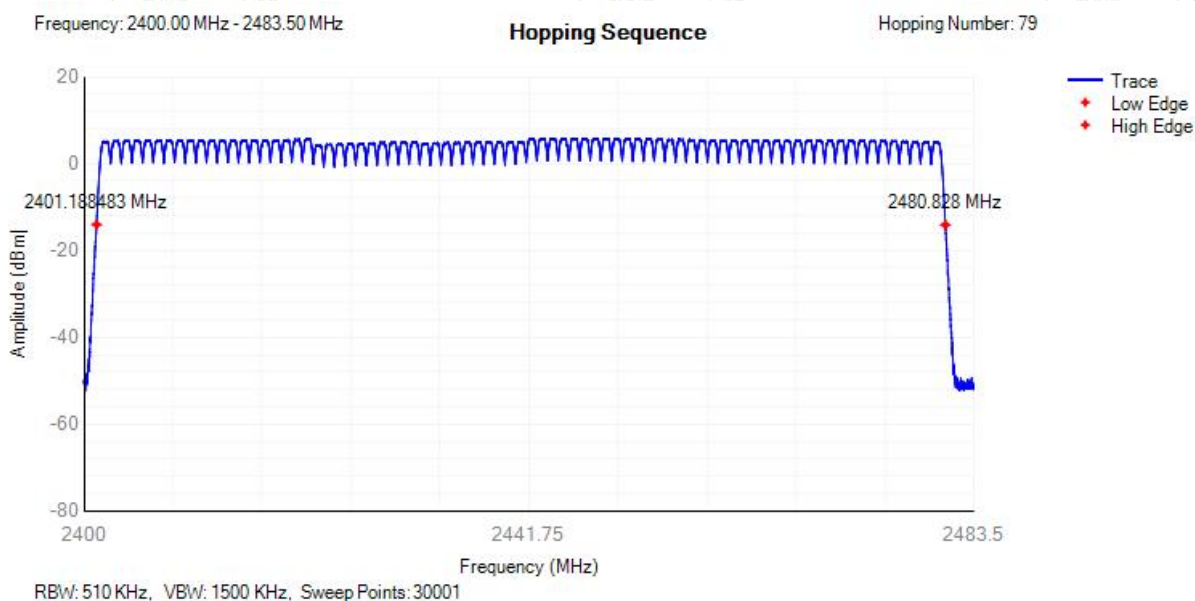




E.4 Hopping Sequence

Condition	Mode	Hopping Number	Limit	Band Allocation (%)	Limit Band Allocation (%)	Verdict
NVNT	1-DH5	79	15	95.37	70	Pass
NVNT	1-DH5	79	15	95.38	70	Pass
NVNT	2-DH5	79	15	95.95	70	Pass
NVNT	2-DH5	79	15	95.89	70	Pass
NVNT	3-DH5	79	15	95.94	70	Pass
NVNT	3-DH5	79	15	95.92	70	Pass

Hopping Seq. NVNT 1-DH5 2402MHz

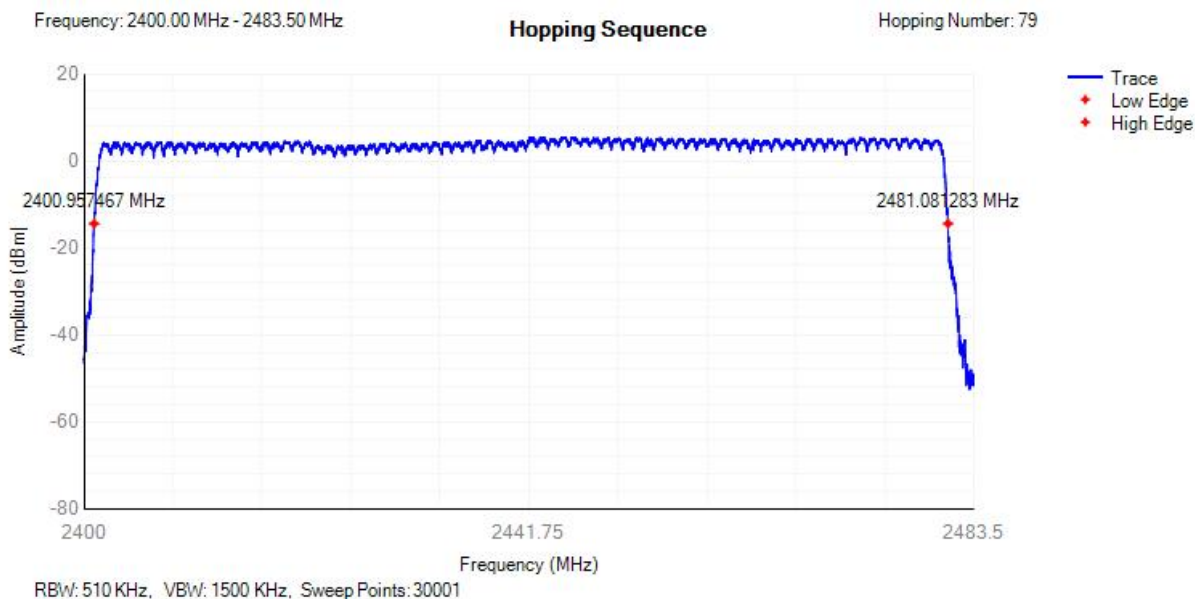


Hopping Seq. NVNT 1-DH5 2480MHz

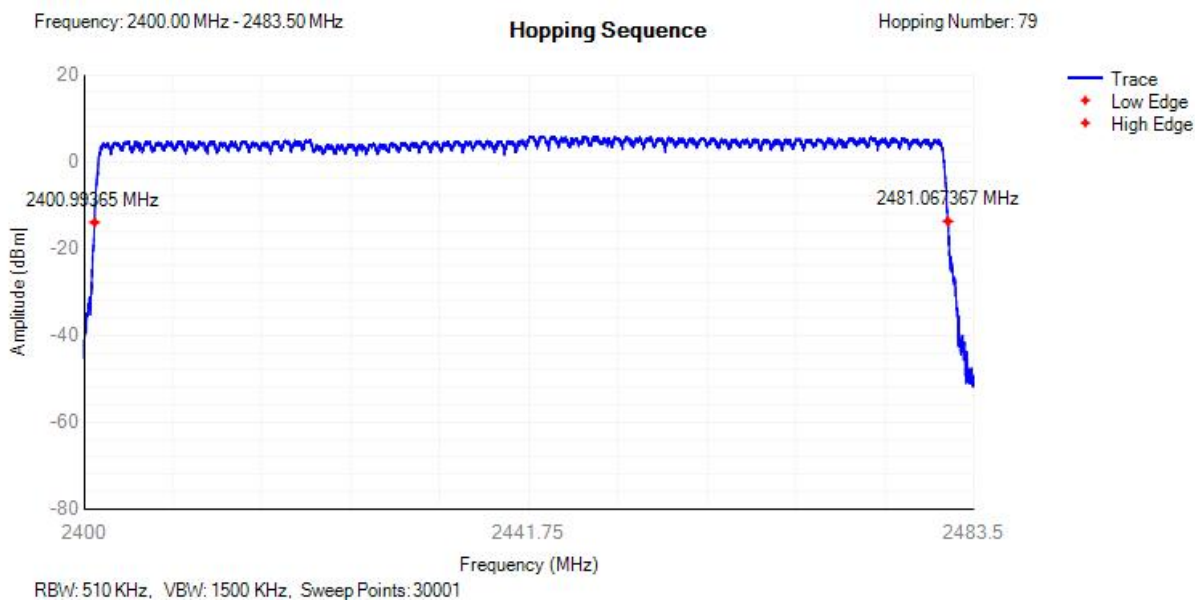




Hopping Seq. NVNT 2-DH5 2402MHz

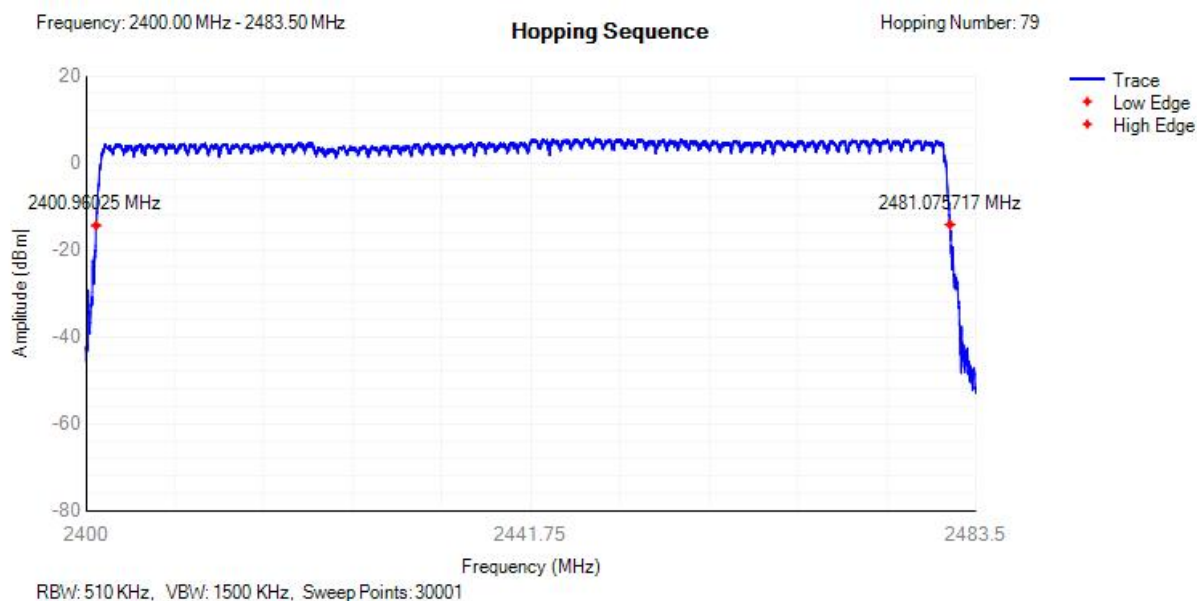


Hopping Seq. NVNT 2-DH5 2480MHz

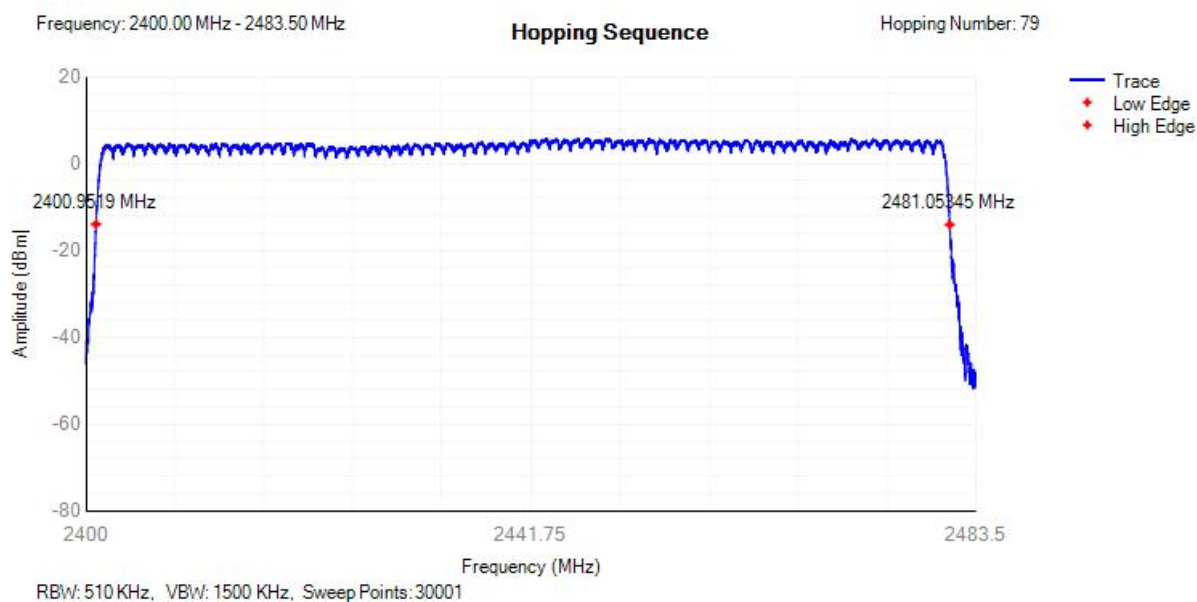




Hopping Seq. NVNT 3-DH5 2402MHz



Hopping Seq. NVNT 3-DH5 2480MHz

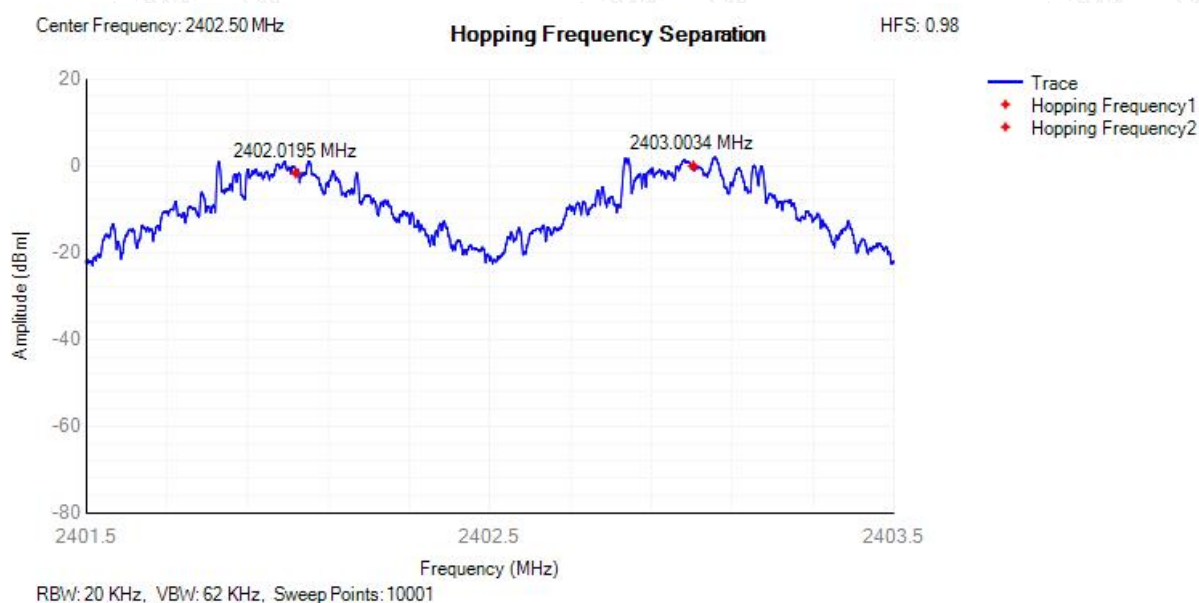




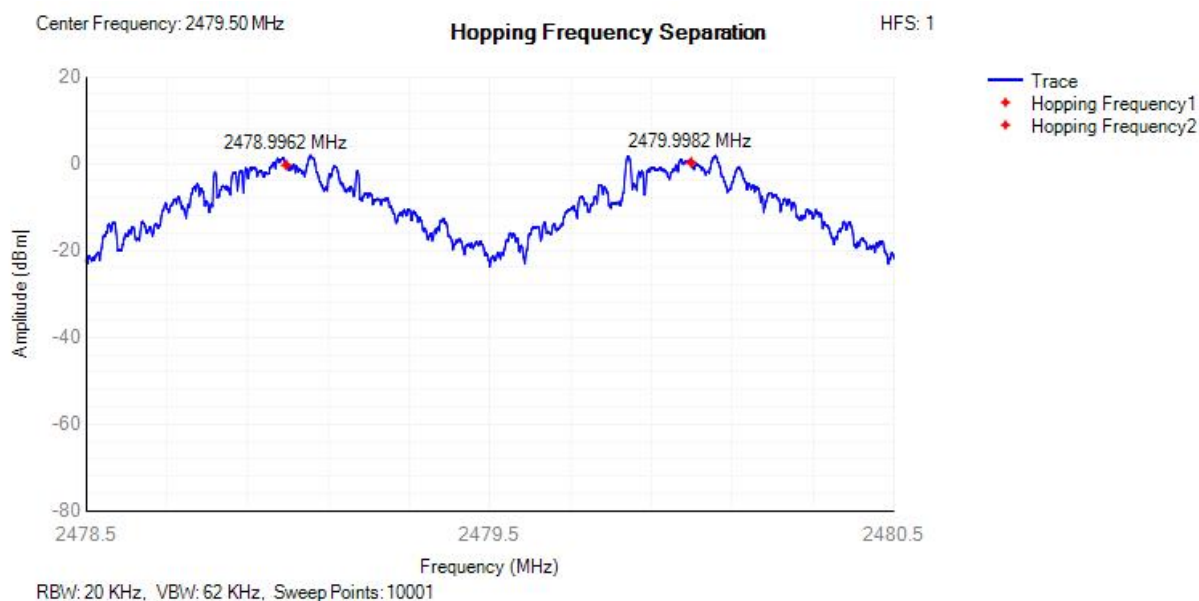
E.5 Hopping Frequency Separation

Condition	Mode	Hopping Freq1 (MHz)	Hopping Freq2 (MHz)	HFS (MHz)	Limit (MHz)	Verdict
NVNT	1-DH5	2402.0195	2403.0034	0.98	0.1	Pass
NVNT	1-DH5	2478.9962	2479.9982	1	0.1	Pass
NVNT	2-DH5	2402.1877	2403.0027	0.81	0.1	Pass
NVNT	2-DH5	2478.9321	2480.0762	1.14	0.1	Pass
NVNT	3-DH5	2401.9685	2402.9997	1.03	0.1	Pass
NVNT	3-DH5	2479.1661	2480.0016	0.83	0.1	Pass

HFS NVNT 1-DH5 2402MHz

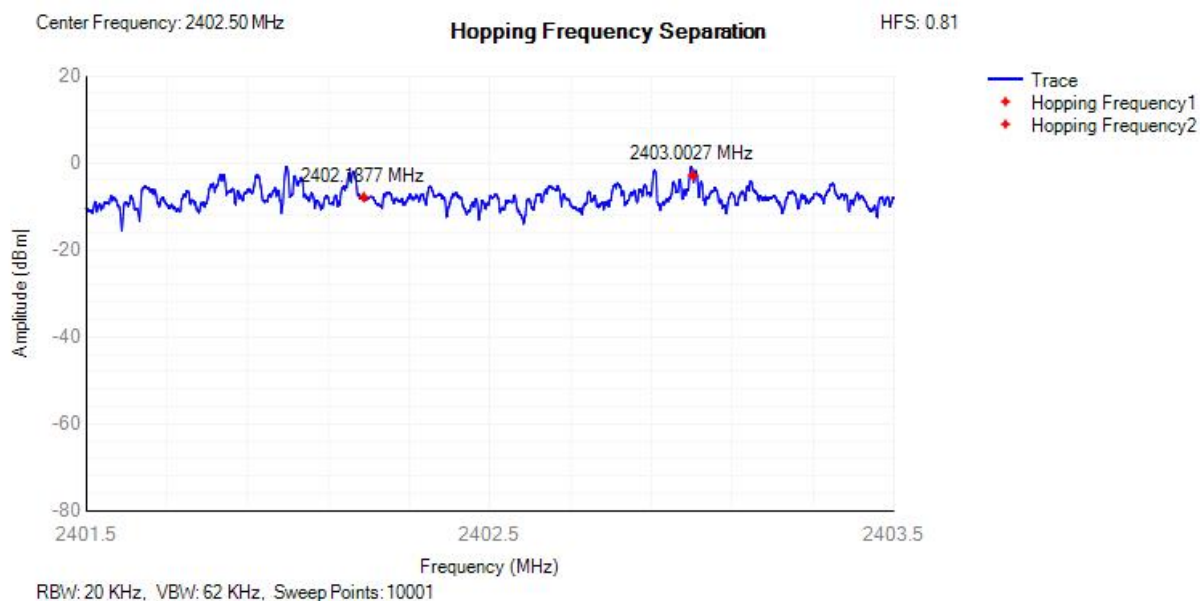


HFS NVNT 1-DH5 2480MHz

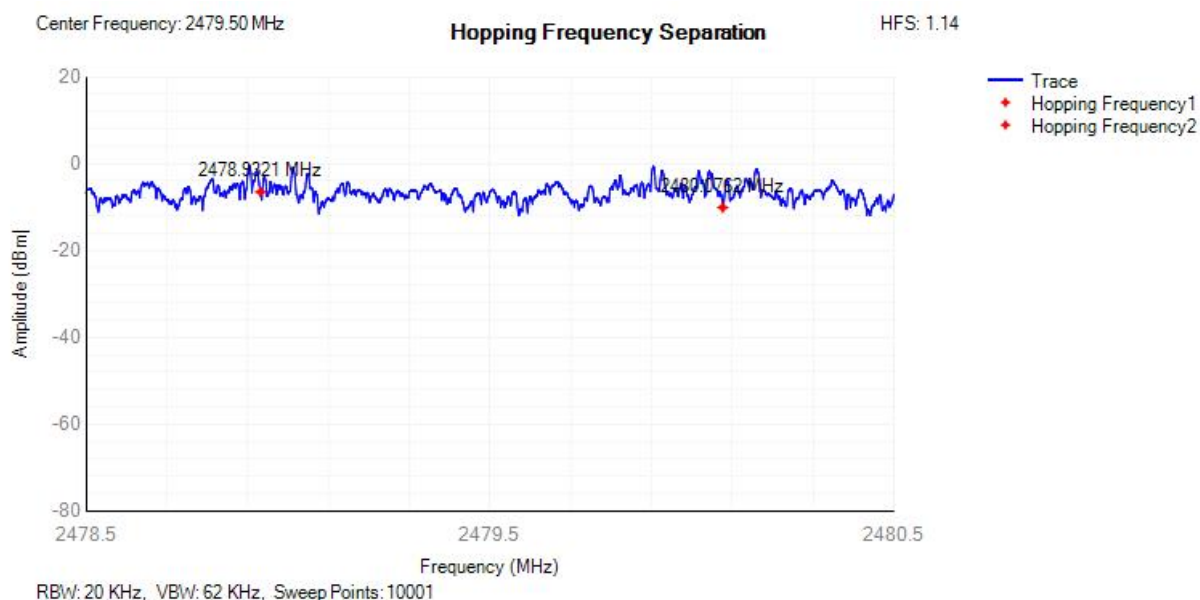




HFS NVNT 2-DH5 2402MHz

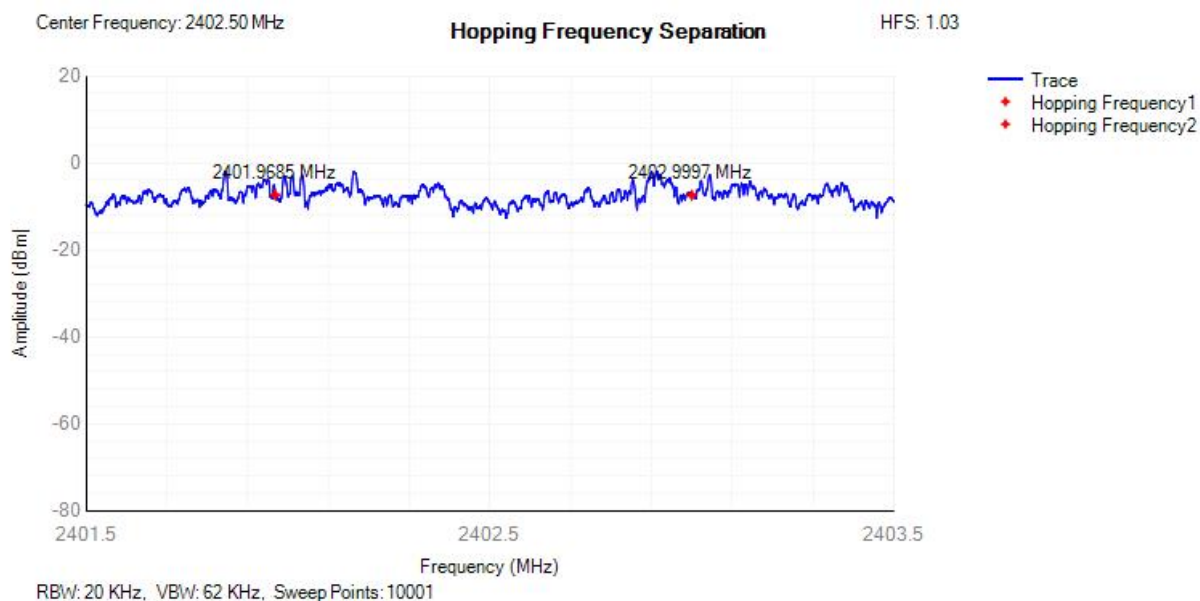


HFS NVNT 2-DH5 2480MHz

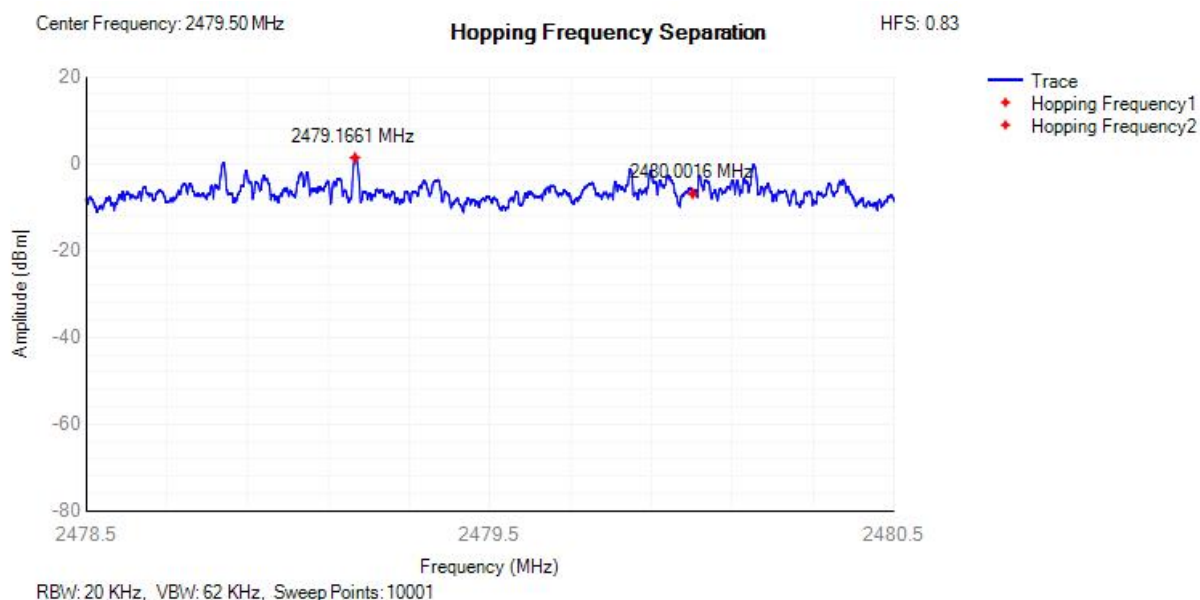




HFS NVNT 3-DH5 2402MHz



HFS NVNT 3-DH5 2480MHz

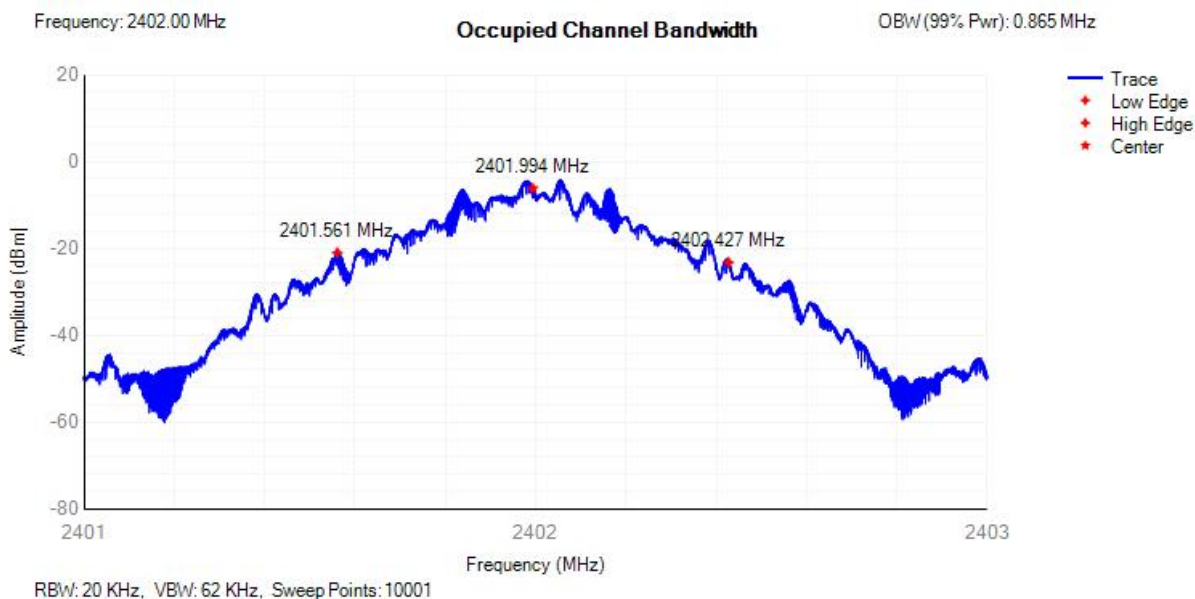




E.6 Occupied Channel Bandwidth

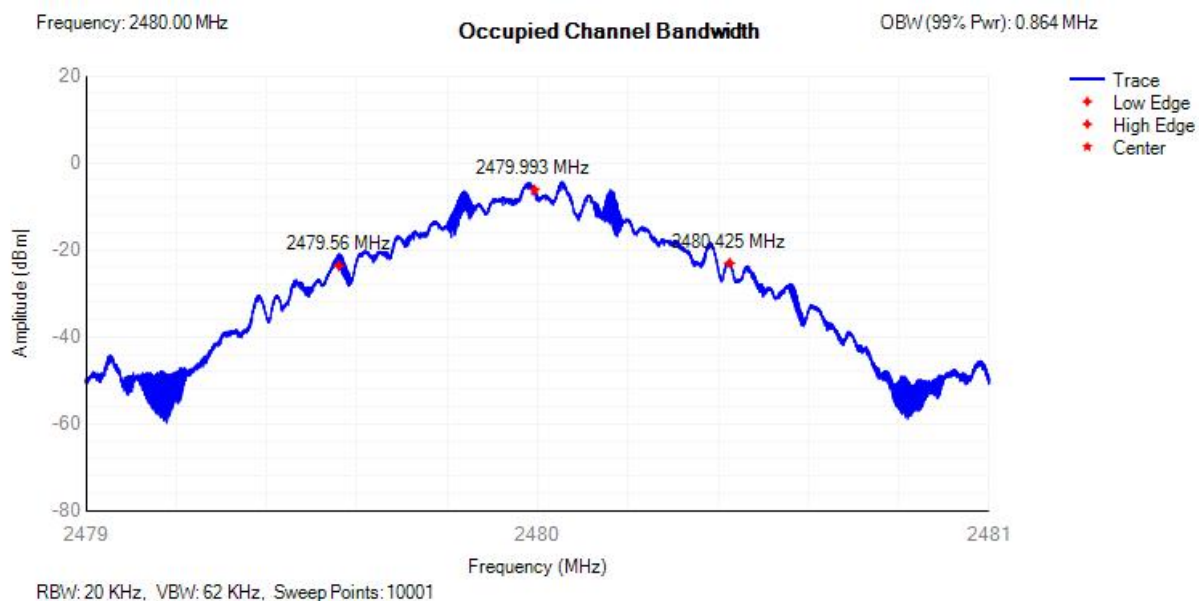
Condition	Mode	Frequency (MHz)	Center Frequency (MHz)	OBW (MHz)	Lower Edge (MHz)	Upper Edge (MHz)	Limit OBW (MHz)	Verdict
NVNT	1-DH5	2402	2401.994	0.865	2401.561	2402.427	2400 - 2483.5MHz	Pass
NVNT	1-DH5	2480	2479.993	0.864	2479.56	2480.425	2400 - 2483.5MHz	Pass
NVNT	2-DH5	2402	2401.997	1.18	2401.406	2402.587	2400 - 2483.5MHz	Pass
NVNT	2-DH5	2480	2479.996	1.185	2479.404	2480.589	2400 - 2483.5MHz	Pass
NVNT	3-DH5	2402	2401.994	1.195	2401.396	2402.591	2400 - 2483.5MHz	Pass
NVNT	3-DH5	2480	2479.992	1.199	2479.392	2480.592	2400 - 2483.5MHz	Pass

OBW NVNT 1-DH5 2402MHz

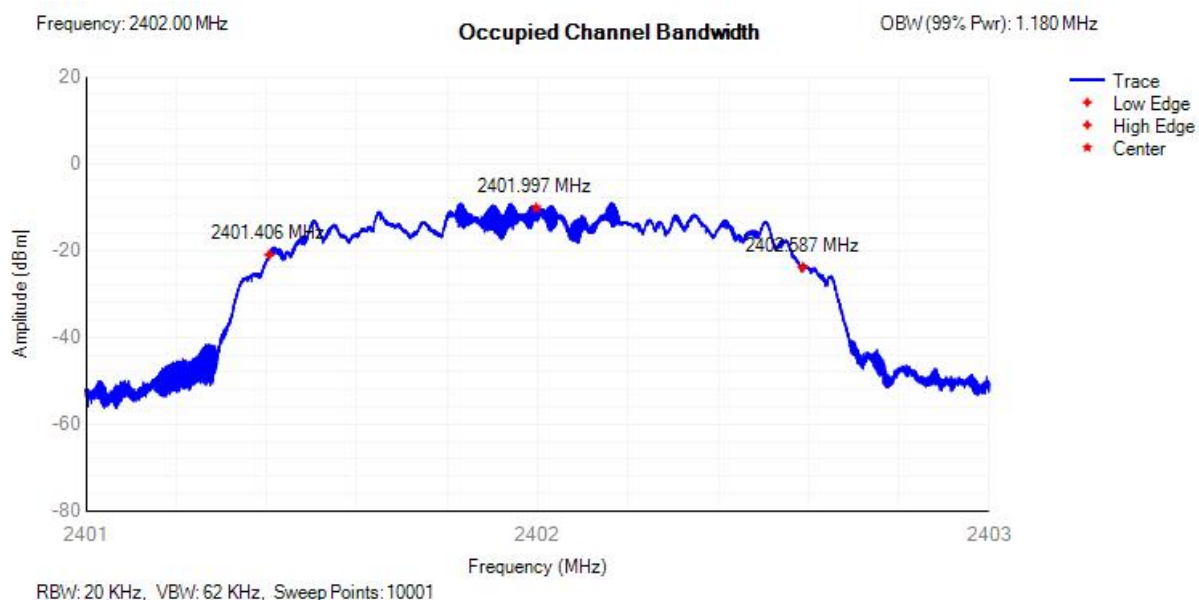




OBW NVNT 1-DH5 2480MHz

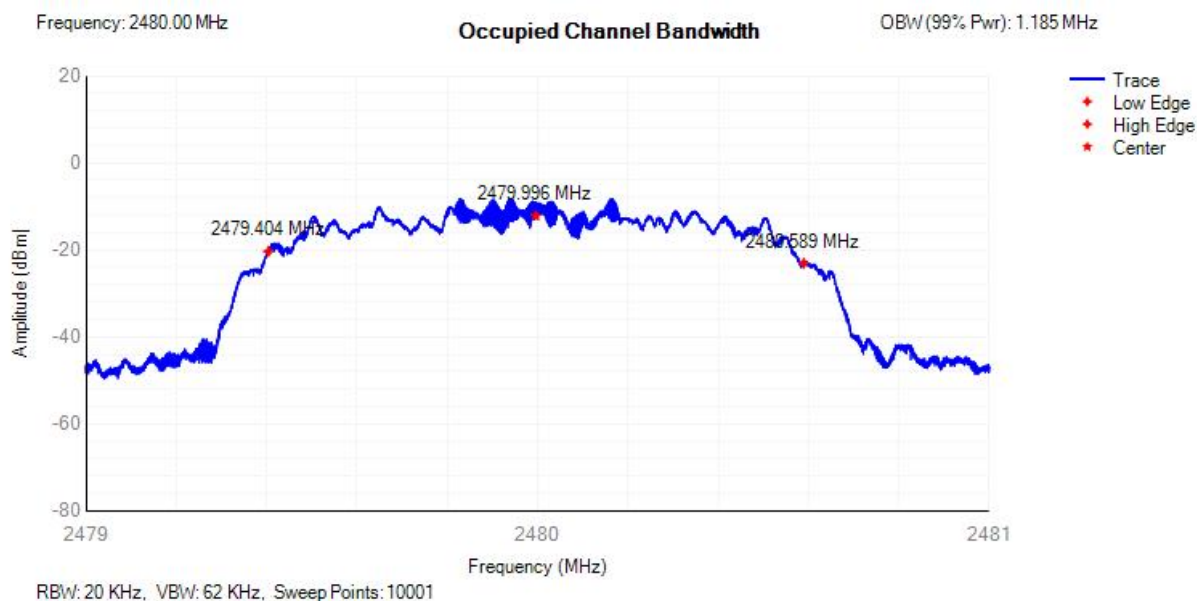


OBW NVNT 2-DH5 2402MHz

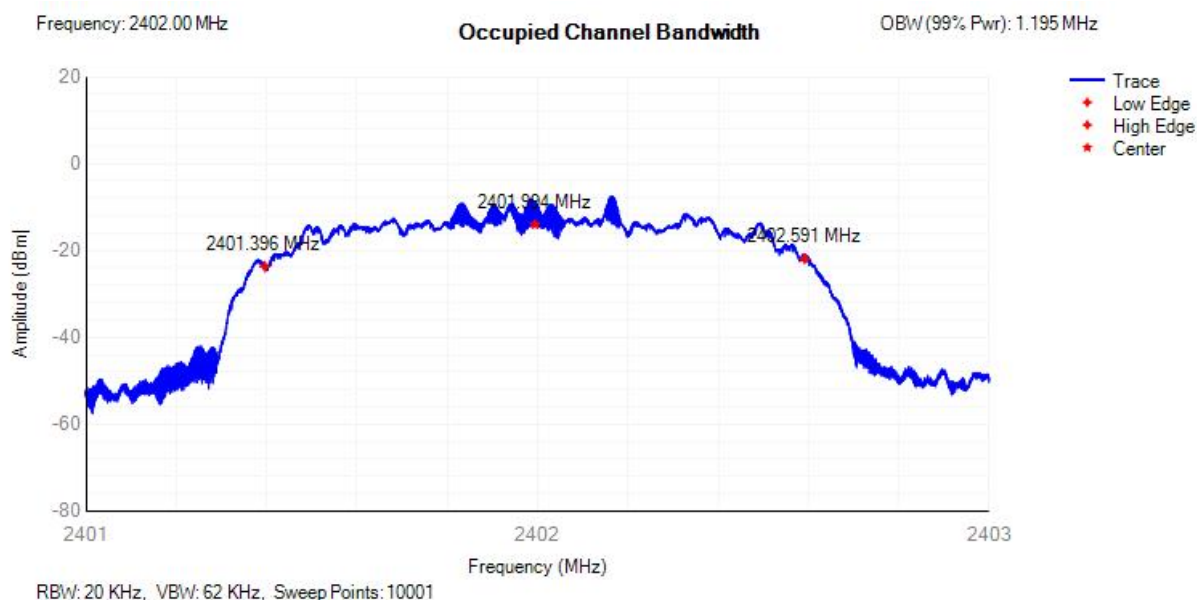




OBW NVNT 2-DH5 2480MHz

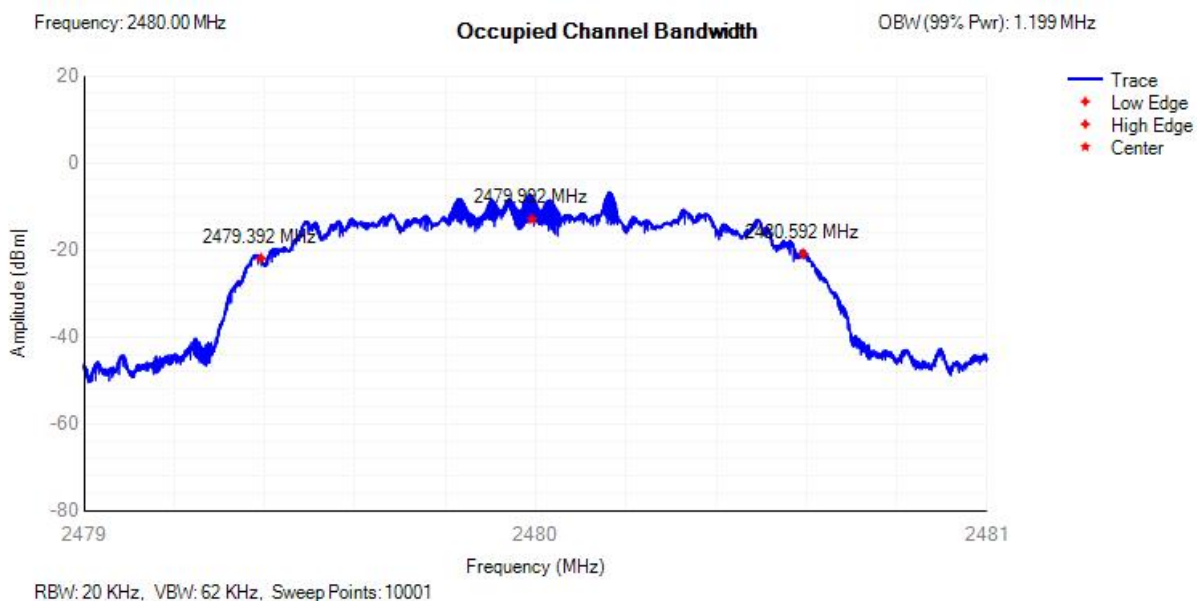


OBW NVNT 3-DH5 2402MHz





OBW NVNT 3-DH5 2480MHz





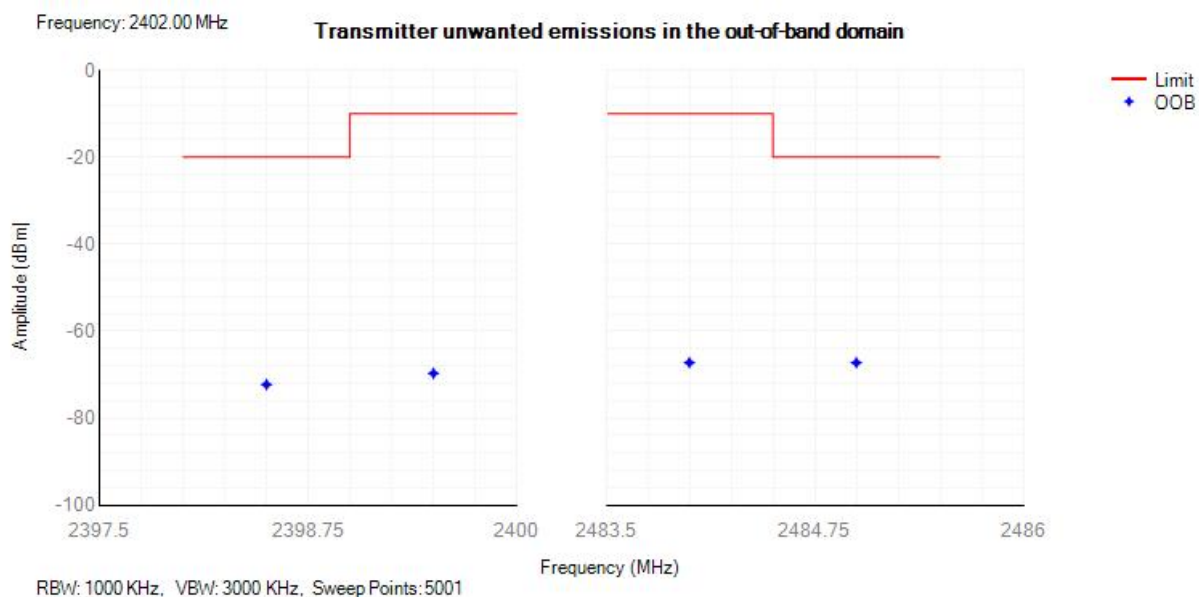
E.7 Transmitter unwanted emissions in the out-of-band domain

Condition	Mode	Frequency (MHz)	OOB Frequency (MHz)	Level (dBm/MHz)	Limit (dBm/MHz)	Verdict
NVNT	1-DH5	2402	2399.5	-69.69	-10	Pass
NVNT	1-DH5	2402	2398.5	-72.27	-20	Pass
NVNT	1-DH5	2402	2484	-67.23	-10	Pass
NVNT	1-DH5	2402	2485	-67.24	-20	Pass
NVNT	1-DH5	2480	2399.5	-74.95	-10	Pass
NVNT	1-DH5	2480	2398.5	-66.05	-20	Pass
NVNT	1-DH5	2480	2484	-65.59	-10	Pass
NVNT	1-DH5	2480	2485	-71.57	-20	Pass
NVNT	2-DH5	2402	2399.5	-51.5	-10	Pass
NVNT	2-DH5	2402	2398.5	-56.79	-20	Pass
NVNT	2-DH5	2402	2484	-61.92	-10	Pass
NVNT	2-DH5	2402	2485	-73.95	-20	Pass
NVNT	2-DH5	2480	2399.5	-51.22	-10	Pass
NVNT	2-DH5	2480	2398.5	-56.47	-20	Pass
NVNT	2-DH5	2480	2484	-61.57	-10	Pass
NVNT	2-DH5	2480	2485	-74.96	-20	Pass
NVNT	3-DH5	2402	2399.5	-51.63	-10	Pass
NVNT	3-DH5	2402	2399.32	-53.28	-10	Pass
NVNT	3-DH5	2402	2398.32	-57.27	-20	Pass
NVNT	3-DH5	2402	2398.14	-58.06	-20	Pass
NVNT	3-DH5	2402	2484	-61.12	-10	Pass
NVNT	3-DH5	2402	2484.185	-66.53	-10	Pass
NVNT	3-DH5	2402	2485.185	-66.64	-20	Pass
NVNT	3-DH5	2402	2485.37	-68.18	-20	Pass
NVNT	3-DH5	2480	2399.5	-51.33	-10	Pass
NVNT	3-DH5	2480	2399.32	-53.12	-10	Pass
NVNT	3-DH5	2480	2398.32	-56.91	-20	Pass
NVNT	3-DH5	2480	2398.14	-62.47	-20	Pass
NVNT	3-DH5	2480	2484	-66.04	-10	Pass
NVNT	3-DH5	2480	2484.185	-67.54	-10	Pass
NVNT	3-DH5	2480	2485.185	-71.03	-20	Pass
NVNT	3-DH5	2480	2485.37	-68.69	-20	Pass





Tx. Emissions OOB NVNT 1-DH5 2402MHz

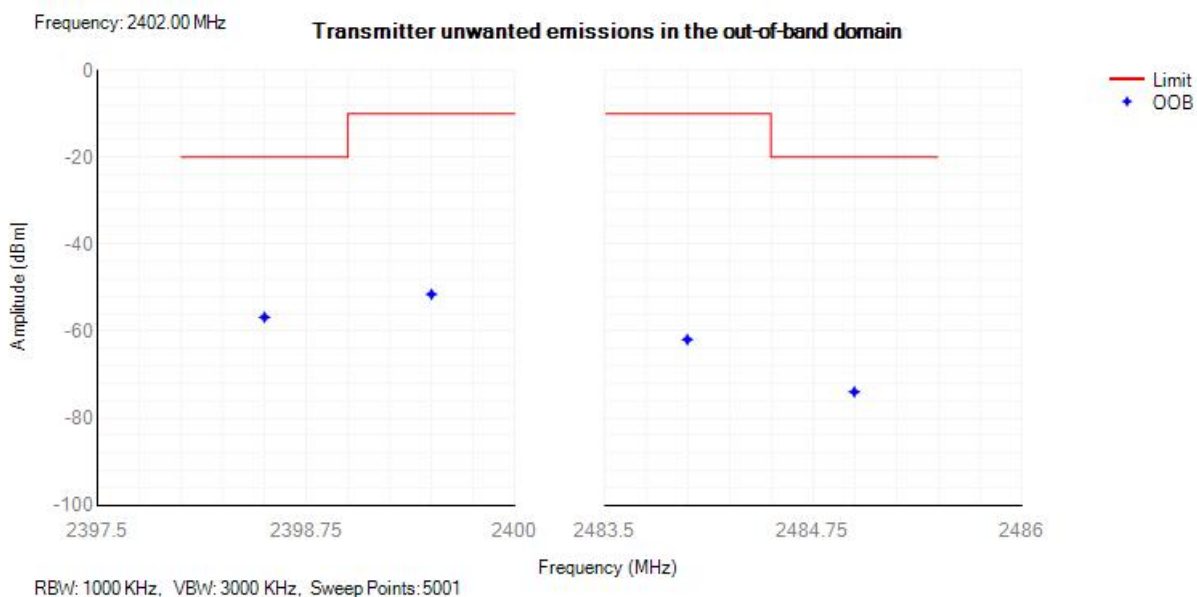


Tx. Emissions OOB NVNT 1-DH5 2480MHz

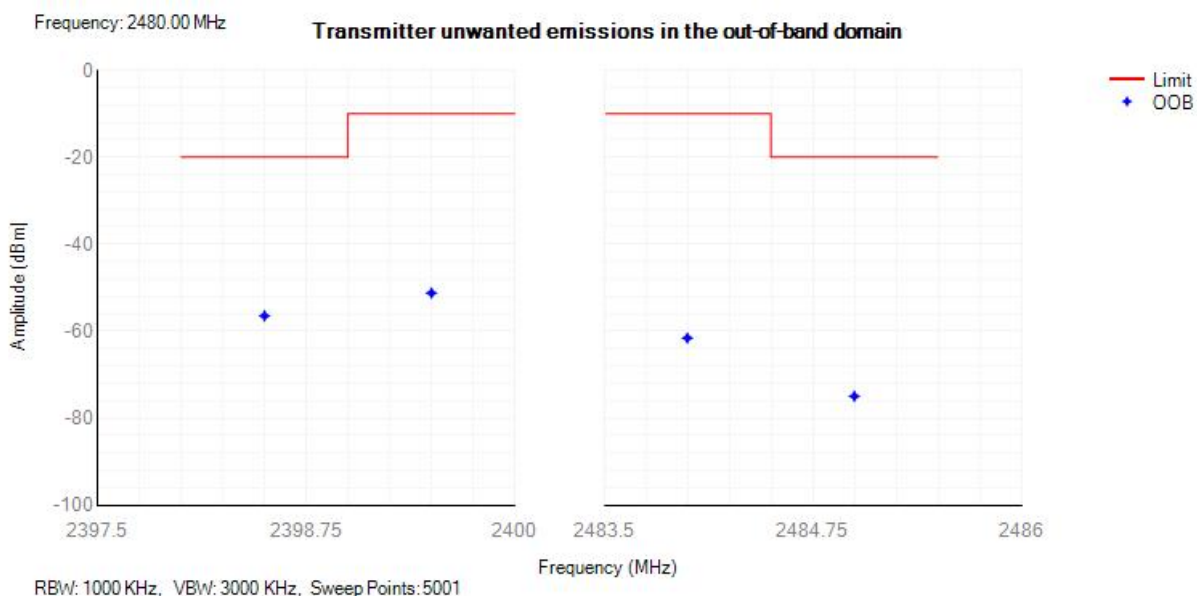




Tx. Emissions OOB NVNT 2-DH5 2402MHz

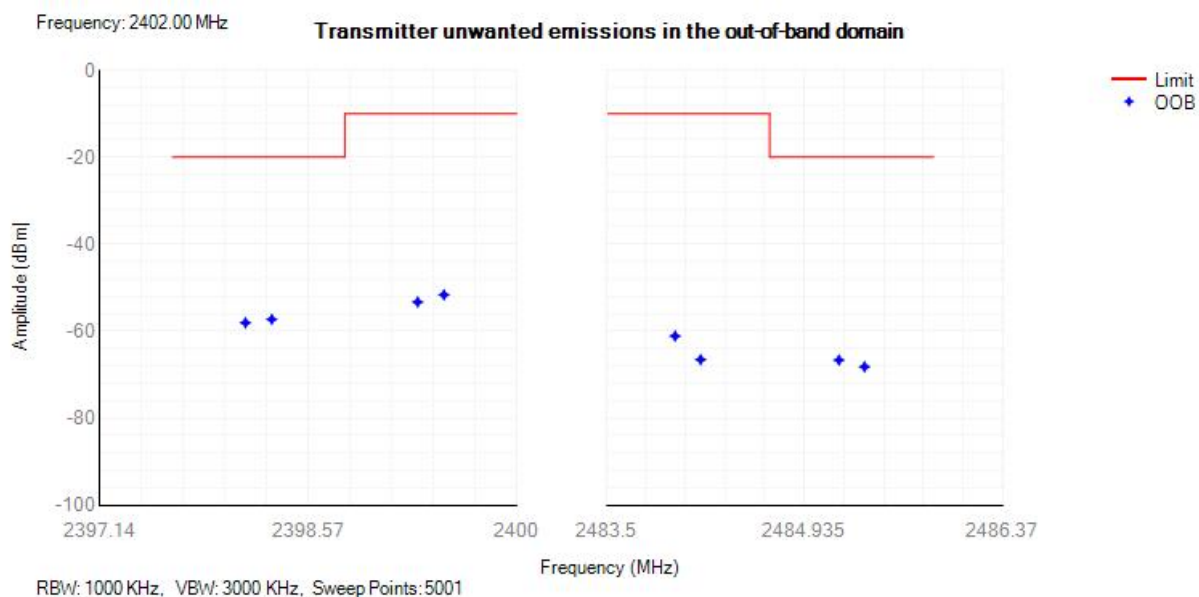


Tx. Emissions OOB NVNT 2-DH5 2480MHz

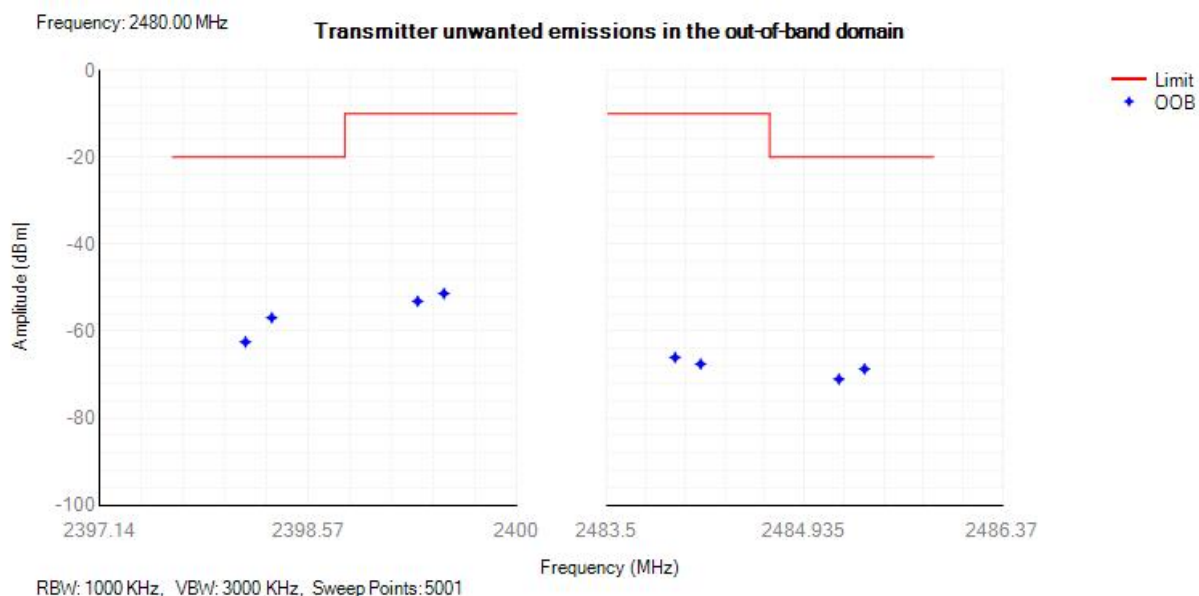




Tx. Emissions OOB NVNT 3-DH5 2402MHz



Tx. Emissions OOB NVNT 3-DH5 2480MHz

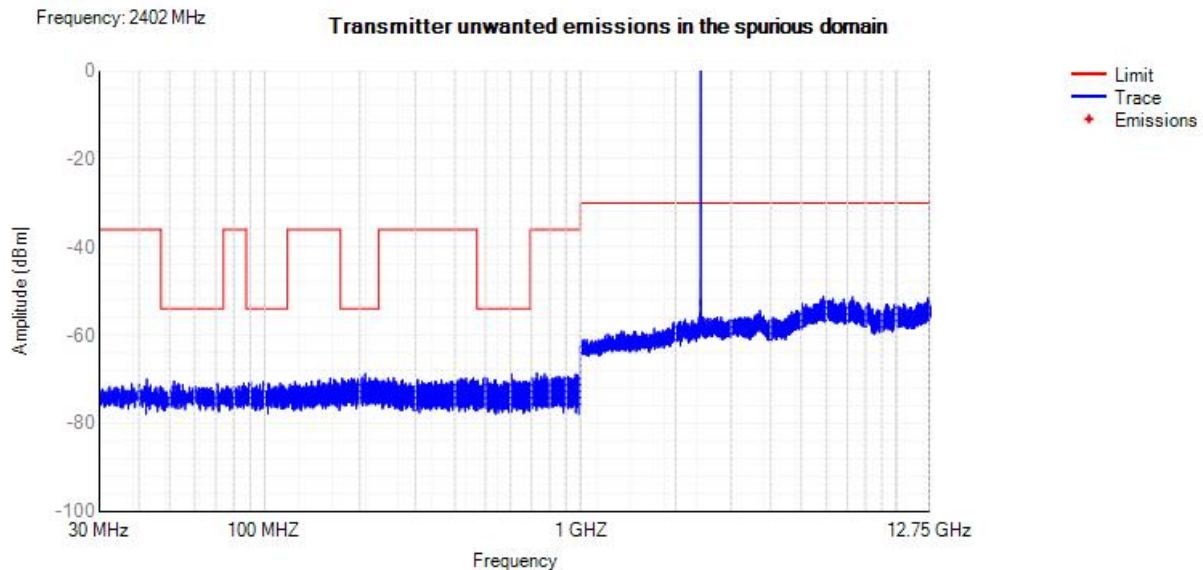




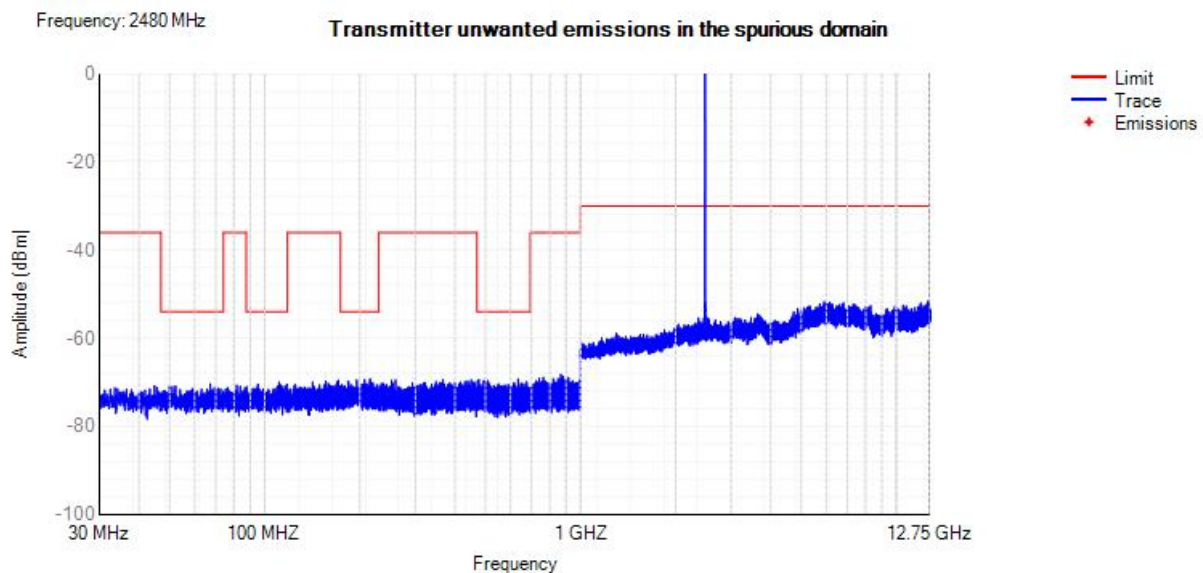
E.8 Transmitter unwanted emissions in the spurious domain

Condition	Mode	Frequency (MHz)	Range	Spur Freq (MHz)	Spur Level (dBm)	Limit (dBm)	Verdict
-----------	------	-----------------	-------	-----------------	------------------	-------------	---------

Tx. Spurious NVNT 1-DH5 2402MHz

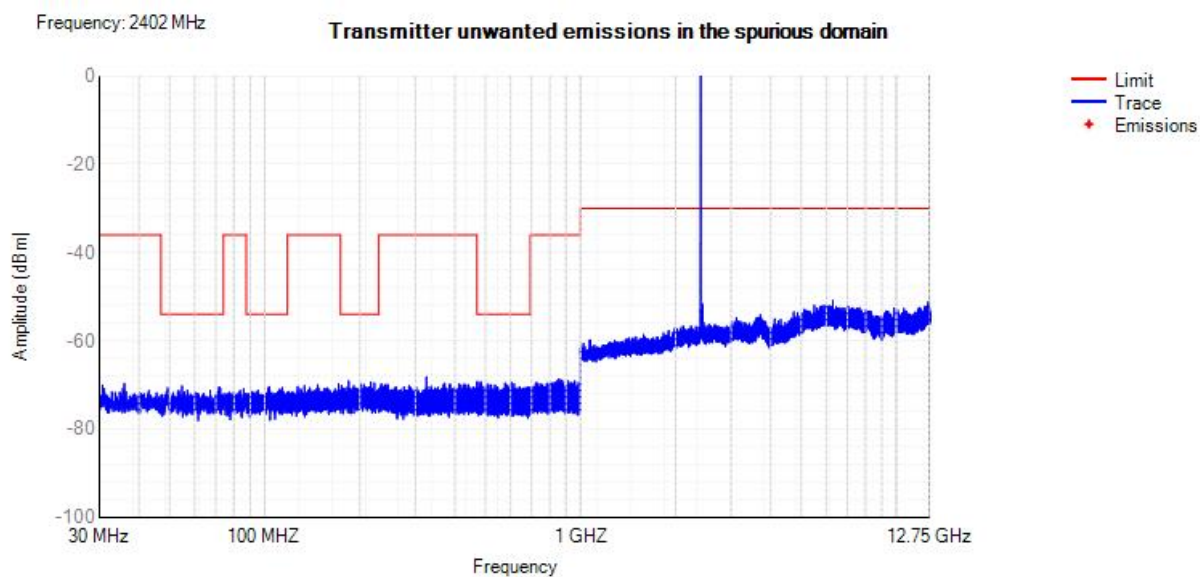


Tx. Spurious NVNT 1-DH5 2480MHz

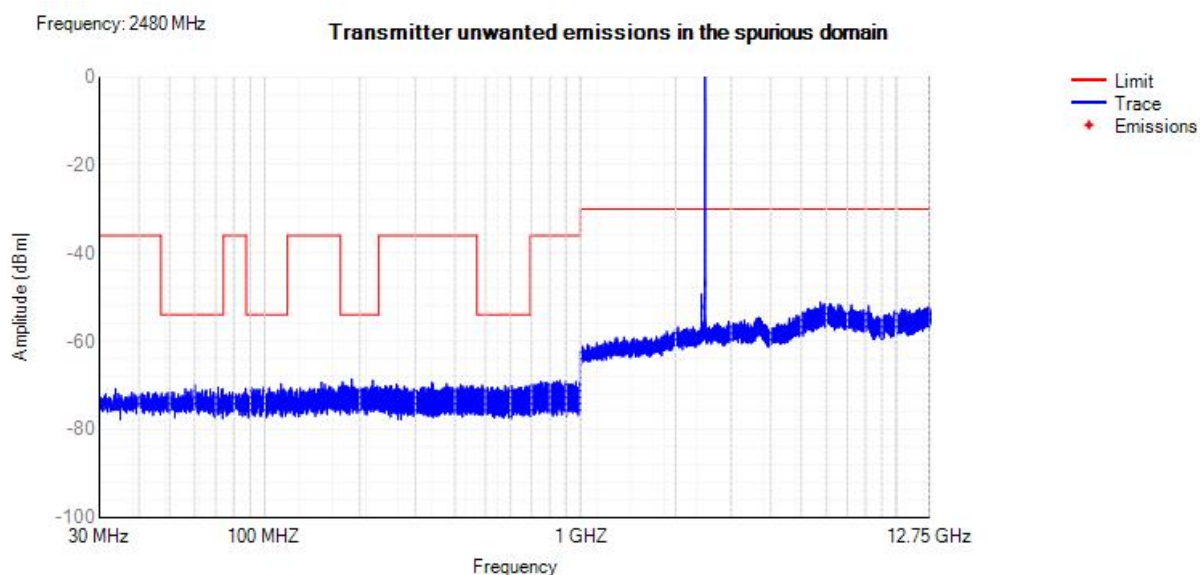




Tx. Spurious NVNT 2-DH5 2402MHz

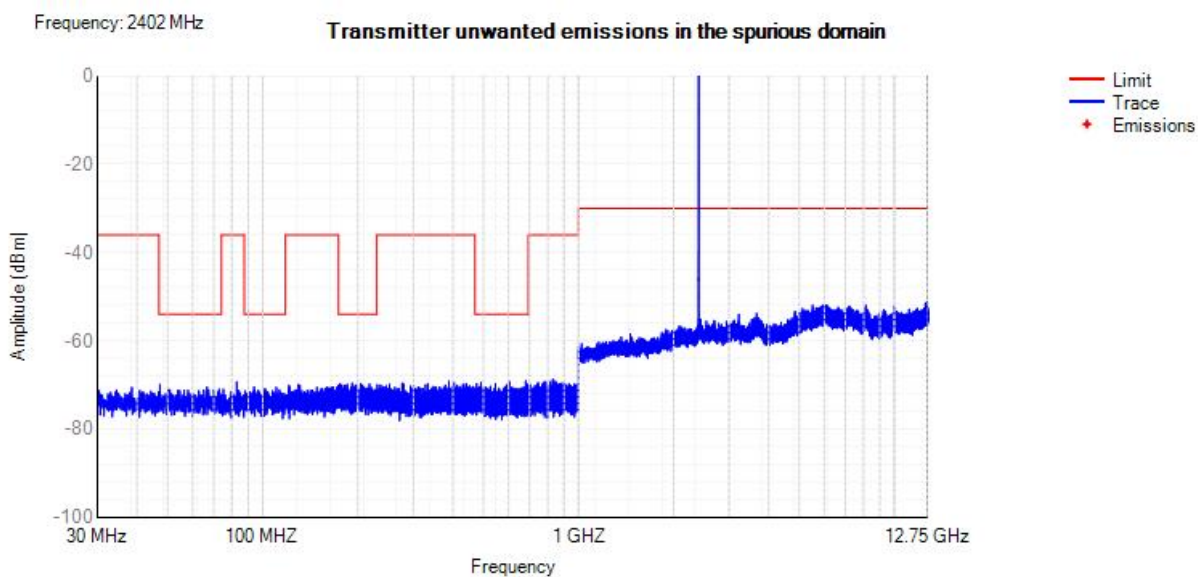


Tx. Spurious NVNT 2-DH5 2480MHz

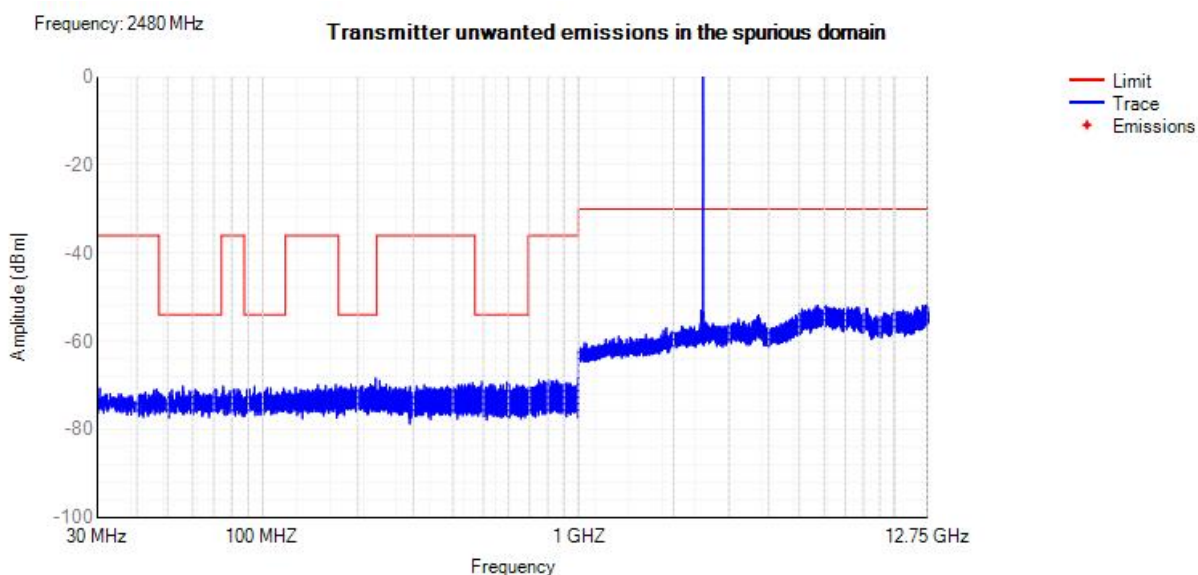




Tx. Spurious NVNT 3-DH5 2402MHz



Tx. Spurious NVNT 3-DH5 2480MHz

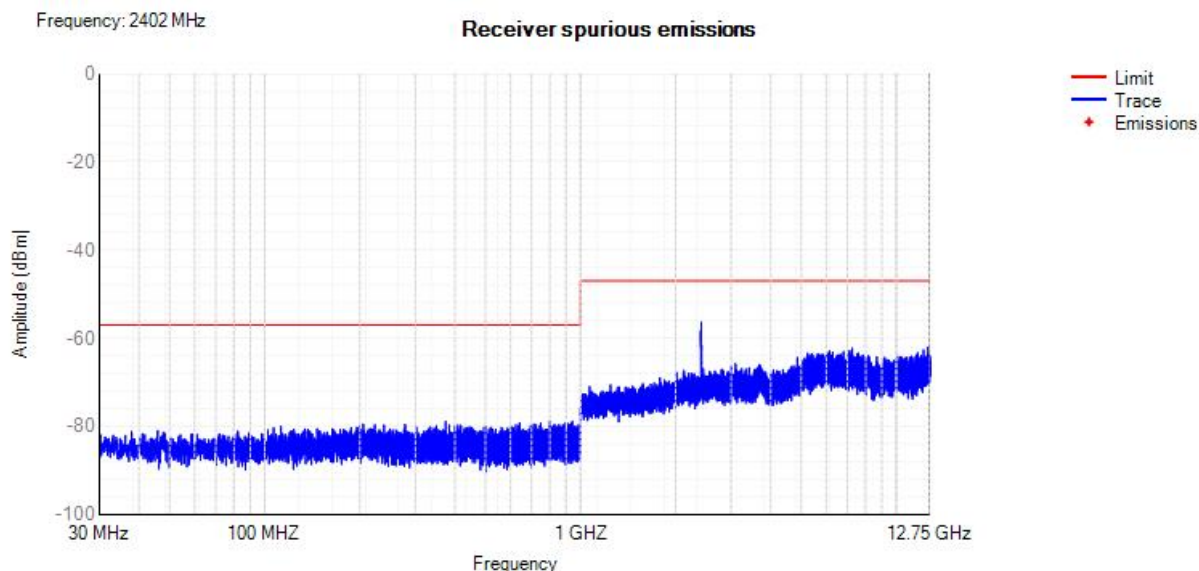




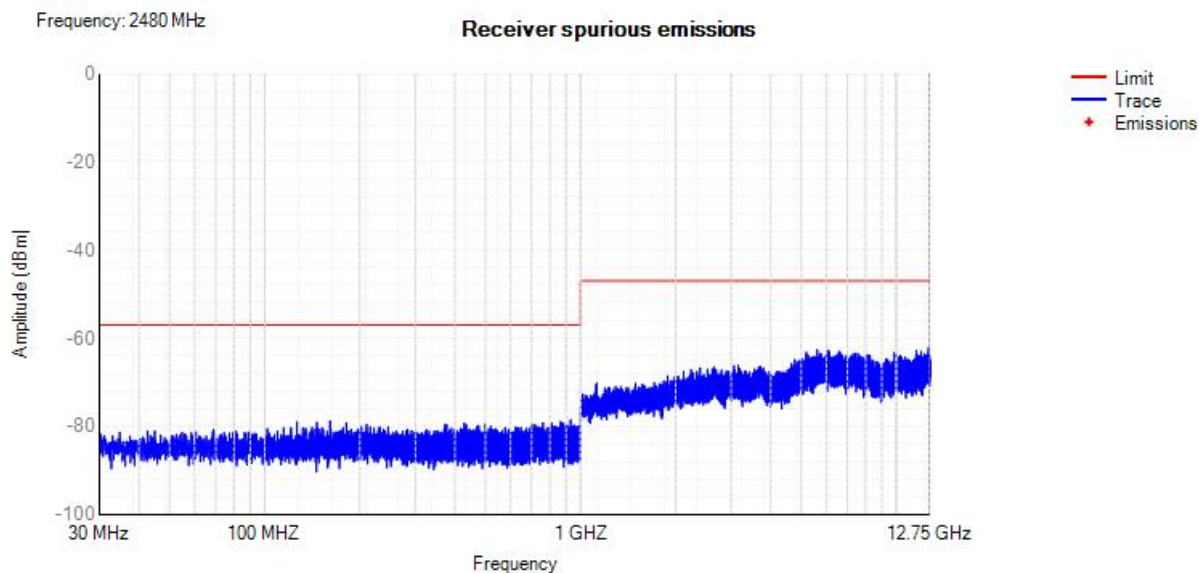
E.9 Receiver spurious emissions

Condition	Mode	Frequency (MHz)	Range	Spur Freq (MHz)	Spur Level (dBm)	Limit (dBm)	Verdict
-----------	------	-----------------	-------	-----------------	------------------	-------------	---------

Rx. Spurious NVNT 1-DH5 2402MHz

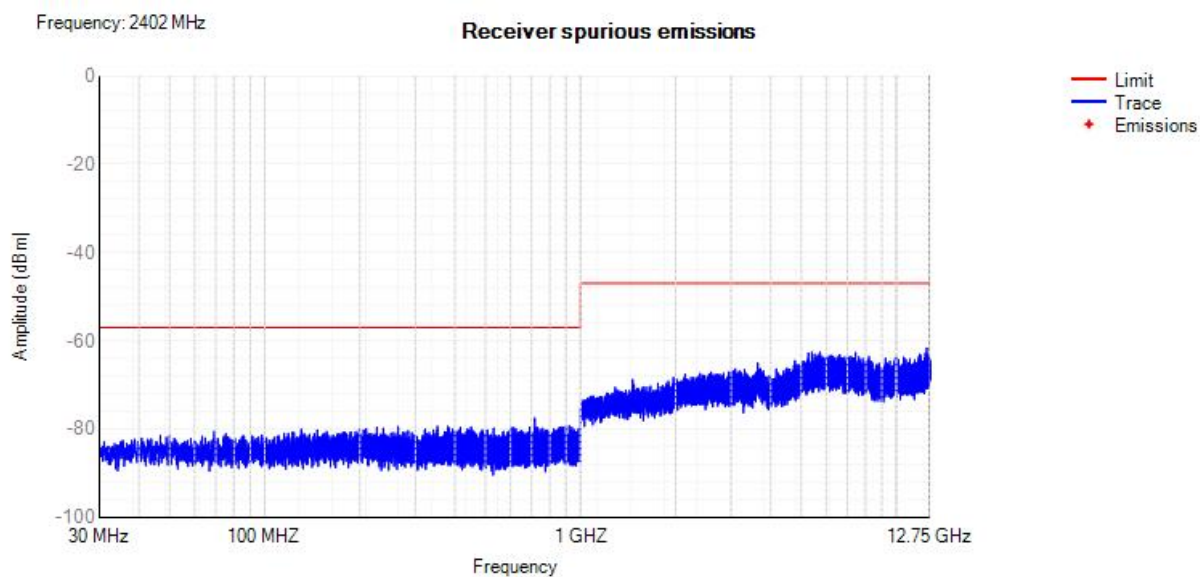


Rx. Spurious NVNT 1-DH5 2480MHz

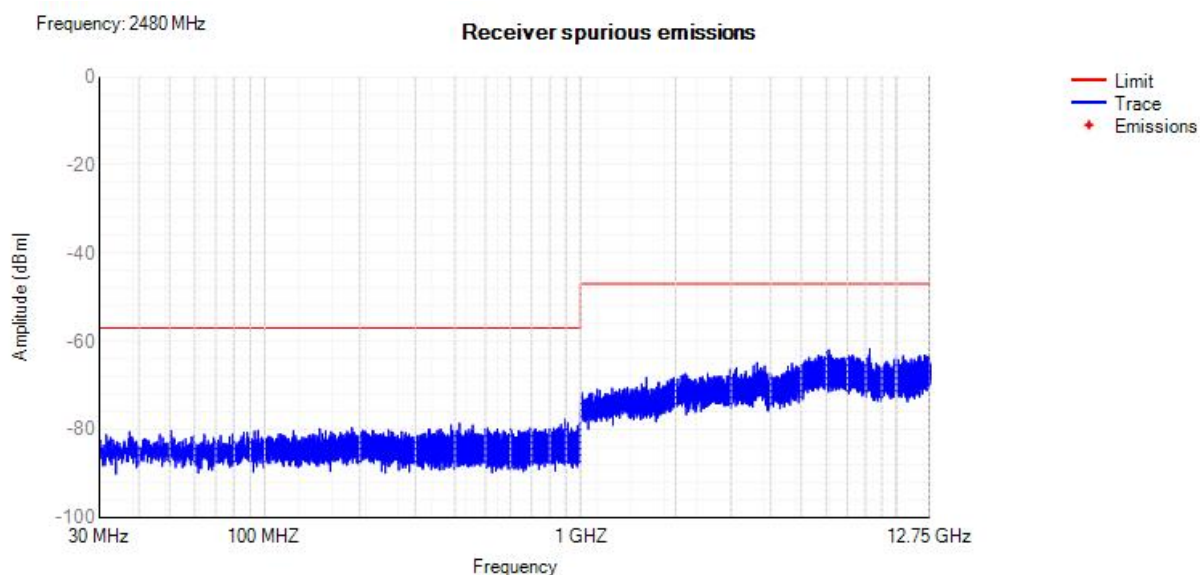




Rx. Spurious NVNT 2-DH5 2402MHz

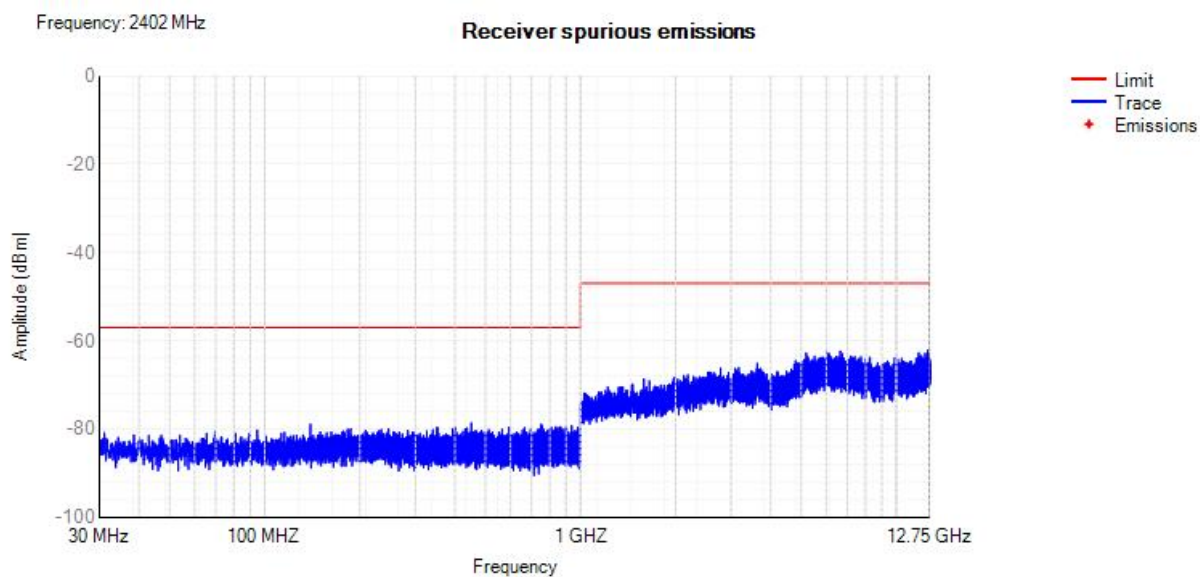


Rx. Spurious NVNT 2-DH5 2480MHz

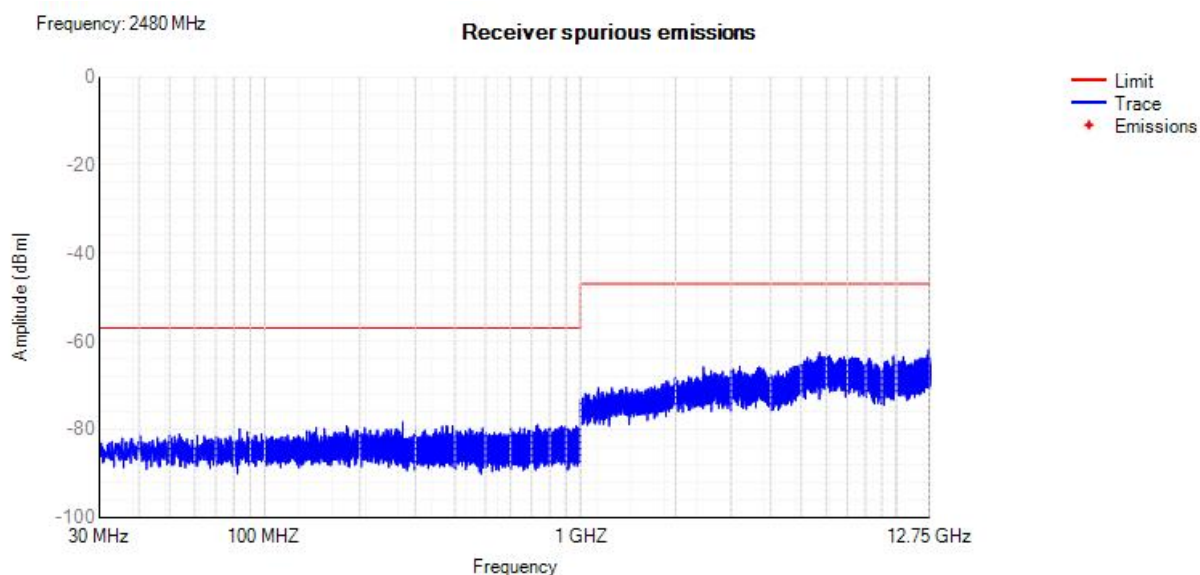




Rx. Spurious NVNT 3-DH5 2402MHz



Rx. Spurious NVNT 3-DH5 2480MHz





E.10 Receiver Blocking

Test Mode	Test Channel (MHz)	Wanted Signal Mean Power from Companion Device (dBm)	Blocking Signal Frequency (MHz)	Blocking Signal Power (dBm)		Type of Blocking Signal	PER(%)		Test Result
				Test Value	Limit		Test Value	Limit	
DH5	2402	-70	2380	-26	≥-34	CW	2.45	10	Pass
			2504	-22	≥-34	CW	3.67	10	Pass
			2300	-27	≥-34	CW	2.90	10	Pass
			2584	-25	≥-34	CW	3.10	10	Pass
	2480	-70	2380	-30	≥-34	CW	1.81	10	Pass
			2504	-24	≥-34	CW	3.03	10	Pass
			2300	-28	≥-34	CW	2.10	10	Pass
			2584	-22	≥-34	CW	1.74	10	Pass
2DH5	2402	-68	2380	-21	≥-34	CW	2.93	10	Pass
			2504	-22	≥-34	CW	2.41	10	Pass
			2300	-30	≥-34	CW	2.01	10	Pass
			2584	-26	≥-34	CW	5.05	10	Pass
	2480	-68	2380	-23	≥-34	CW	4.95	10	Pass
			2504	-29	≥-34	CW	2.47	10	Pass
			2300	-23	≥-34	CW	2.27	10	Pass
			2584	-20	≥-34	CW	1.63	10	Pass
3DH5	2402	-68	2380	-22	≥-34	CW	4.22	10	Pass
			2504	-23	≥-34	CW	3.41	10	Pass
			2300	-25	≥-34	CW	4.17	10	Pass
			2584	-26	≥-34	CW	4.80	10	Pass
	2480	-68	2380	-31	≥-34	CW	1.04	10	Pass
			2504	-24	≥-34	CW	4.51	10	Pass
			2300	-21	≥-34	CW	4.35	10	Pass
			2584	-24	≥-34	CW	4.05	10	Pass

